


0.1~0.5W single output Fix input & Unregulated output DC/DC Converters SIP4-DCPA/F/E/H SERIES

★ Features

The SIP4-DCPA/DCPF/DCPE/DCPH converter series have very excellent isolation characteristic. The small size SIP-package and light weight allows easy handling by pick-and-place Machines. They are ideally suited for heavy electrical machine interface or medical electrical equipment.



- ◆ SIP-Package: SIP4
- ◆ International Standard Pinout
- ◆ Fixed Input: 3.3/5/9/12/15/24/VDC
- ◆ Input Voltage range : $V_{in} \pm 10\%$
- ◆ I/O-Isolation : >1500VDC(60 second /0.5mA)
- ◆ Single output: 3.3/5/6/7/8/9/12/15/24(VDC)
- ◆ Output Voltage Accuracy : $V_{out} \pm 5\%$
- ◆ Switching Frequency: 80~200KHZ
- ◆ Line voltage regulation: 1.25%/1% of V_{in}
- ◆ Load voltage regulation: 8% load=20%~100%
- ◆ Ripple & Noise (20MHz): 100mVp-p, Max
- ◆ Temperature coefficient : $\pm 0.02\%/1^\circ\text{C}$
- ◆ Operation temperature: $-40^\circ\text{C} \sim +85^\circ\text{C}$
- ◆ MTBF up to 1.0 Million hours(25 $^\circ\text{C}$)


★ Product Program

Part Number	Input(V) $V_{in} \pm 10\%$	Output		Efficiency %(MIN)
		Vout(V)	Iout(Max)	
DCP□3S3-W5	3	3	167mA	70
DCP□5S3.3-100	5	3.3	100mA	70
DCP□5S5-W2	5	5	40mA	70
DCP□5S5-W5	5	5	100mA	70
DCP□12S5-W5	12	5	100mA	70
DCP□24S5-W5	24	5	100mA	70
Models				
$V_{in}=3.3\text{VDC}$		$V_{in}=9\text{VDC}$		DCP□12S15-W5 $V_{in}=15\text{VDC}$
DCP□3.3S3.3-10	DCP□9S3.3-50			
DCP□3.3S3.3-20	DCP□9S3.3-100	DCP□15S3.3-50		
DCP□3.3S3.3-50	DCP□9S3.3-W5	DCP□15S3.3-100		
DCP□3.3S3.3-100	DCP□9S5-W5	DCP□15S3.3-W5		
DCP□3.3S3.3-W5	DCP□9S6-W5	DCP□15S5-W5		
DCP□3.3S5-100	DCP□9S7-W5	DCP□15S6-W5		
DCP□3.3S12-50	DCP□9S8-W5	DCP□15S7-W5		
etc.	DCP□9S9-W5	DCP□15S8-W5		
$V_{in}=5\text{VDC}$		DCP□9S12-W5		DCP□15S9-W5
DCP□5S3.3-50	DCP□9S15-W5	DCP□15S12-W5		
DCP□5S3.3-100	etc.	DCP□15S15-W5		
DCP□5S3.3-W5	$V_{in}=12\text{VDC}$		etc.	
DCP□5S5-W2	DCP□12S3.3-50	$V_{in}=24\text{VDC}$		
DCP□5S5-W5	DCP□12S3.3-100	DCP□24S3.3-50		
DCP□5S6-W5	DCP□12S3.3-W5	DCP□24S3.3-100		
DCP□5S7-W5	DCP□12S5-W5	DCP□24S3.3-W5		
DCP□5S8-W5	DCP□12S6-W5	DCP□24S5-W5		
DCP□5S9-W5	DCP□12S7-W5	DCP□24S6-W5		
DCP□5S12-W5	DCP□12S8-W5	DCP□24S7-W5		
DCP□5S15-W5	DCP□12S9-W5	DCP□24S8-W5		
etc.	DCP□12S12-W5	etc.		

□: A, F, E, H

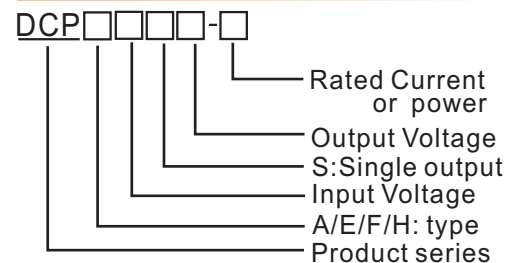
Other specifications please enquire

★ Pin Assignment



PIN	DCPA	DCPF	DCPE	DCPH
1	-Vin	-Vin	+Vin	+Vin
2	+Vin	+Vin	-Vin	-Vin
3	-Vout	+Vout	-Vout	+Vout
4	+Vout	-Vout	+Vout	-Vout

★ Model Select Guide



★ Dimensions: (mm) (Inch)

