


★ Features

The DCS converter series is intended for all applications where PCB are assembled on an automated SMD production line. The small size DIL-package and light weight allows easy handling by pick-and-place Machines. They are ideally suited for current-isolation or voltage Conversion, such as RS232/485 isolation digital interface system.

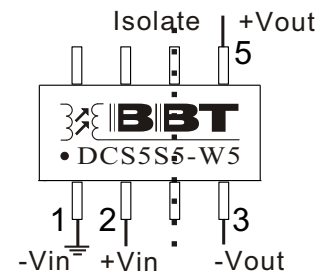


- ◆ Surface Mount DIL-Package: SMD8
- ◆ Fixed Input: 3.3/5/9/12/15/24VDC
- ◆ Input Voltage range :  $V_{in} \pm 10\%$
- ◆ I/O-Isolation : 1000VDC
- ◆ Single output: 3.3/5/9/12C/15VDC
- ◆ Output Voltage Accuracy :  $V_{out} \pm 5\%$
- ◆ Switching Frequency: 80~200KHZ
- ◆ Line voltage regulation: 1.25%/1% of  $V_{in}$
- ◆ Load voltage regulation: 8% load=20%~100%
- ◆ Ripple & Noise (20MHz): 100mVp-p, Max
- ◆ Temperature coefficient:  $\pm 0.02\%/1^\circ\text{C}$
- ◆ Operation temperature:  $-40^\circ\text{C} \sim +85^\circ\text{C}$
- ◆ MTBF up to 1.0 Million hours( $25^\circ\text{C}$ )

★ Product Program

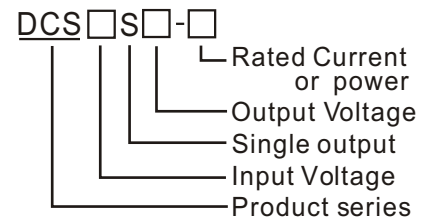
Part Number	Input(V) $V_{in} \pm 10\%$	Output		Efficiency %
		Vout(V)	Iout(Max)	
DCS3.3S3.3-100	3.3	3.3	100mA	70
DCS5S5-W5	5	5	100mA	70
DCS9S15-1W	9	15	67mA	70
DCS12S12-1W	12	12	84mA	70
DCS15S9-100	15	9	100mA	70
DCS24S24-W5	24	24	21mA	70
Models				
<b>Vin=3.3VDC</b>	DCS5S12-W5	DCS12S7-W5		
DCS3.3S3.3-50	DCS5S15-W5	DCS12S8-W5		
DCS3.3S3.3-100	<b>Vin=9VDC</b>	DCS12S9-W5		
DCS3.3S5-50	DCS9S3.3-50	DCS12S12-W5		
DCS3.3S5-100	DCS9S3.3-100	DCS12S15-W5		
DCS3.3S5-W5	DCS9S5-50	DCS12S24-W5		
DCS3.3S6-W5	DCS9S5-100	<b>Vin=15VDC</b>		
DCS3.3S7-W5	DCS9S5-W5	DCS15S3.3-100		
DCS3.3S8-W5	DCS9S6-W5	DCS15S5-W5		
DCS3.3S9-W5	DCS9S7-W5	DCS15S6-W5		
DCS3.3S12-W5	DCS9S8-W5	DCS15S7-W5		
DCS3.3S15-W5	DCS9S9-W5	DCS15S8-W5		
<b>Vin=5VDC</b>	DCS9S12-W5	DCS15S9-W5		
DCS5S3.3-50	DCS9S15-W5	DCS15S12-W5		
DCS5S3.3-100	DCS9S24-W5	DCS15S15-W5		
DCS5S5-50	<b>Vin=12VDC</b>	DCS15S24-W5		
DCS5S5-100	DCS12S3.3-50	DCS15S24-1W		
DCS5S5-W5	DCS12S3.3-100	<b>Vin=24VDC</b>		
DCS5S6-W5	DCS12S5-50	DCS24S12-W5		
DCS5S7-W5	DCS12S5-100	DCS24S24-W5		
DCS5S8-W5	DCS12S5-W5	.....		
DCS5S9-W5	DCS12S6-W5	ETC		

★ Pin Assignment

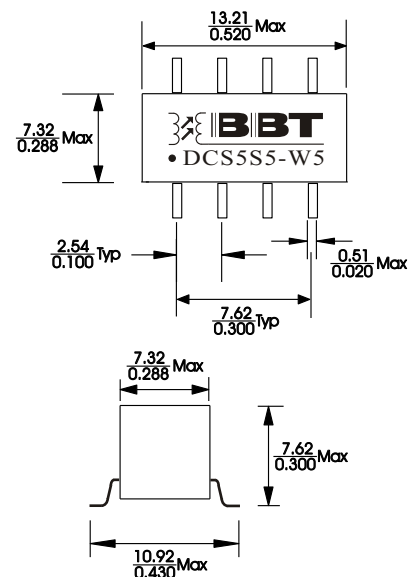


PIN	Single Output
1	-Vin
2	+Vin
4	-Vout
5	+Vout

★ Model Select Guide



★ Dimensions: (mm / Inch)



Other specifications please enquire

