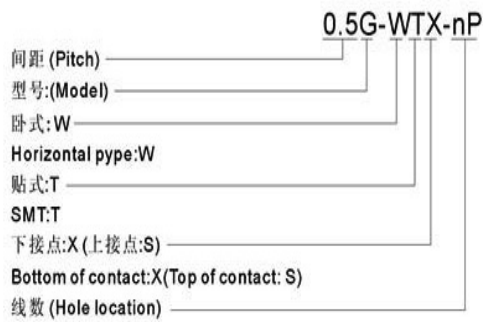
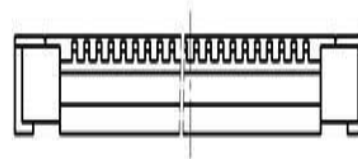
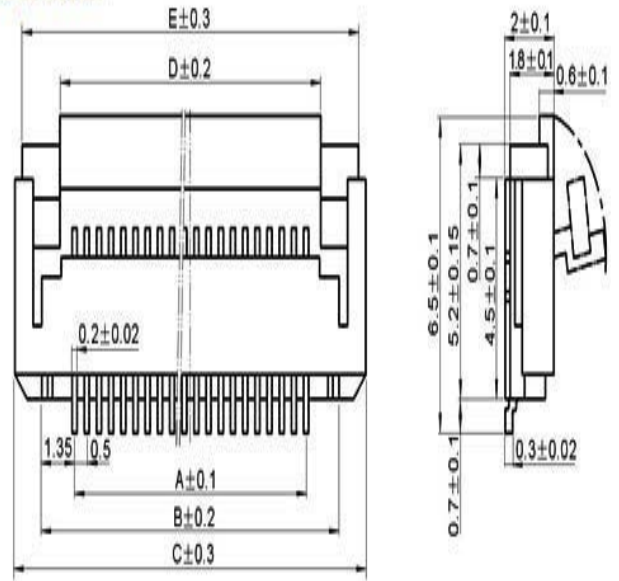


# 0.5mm Pitch ZIF Right Angle SMT Downside connect FFC/FPC Connector

0.5A-WTX-nP



0.5G-WTX-nP



## Contact parts

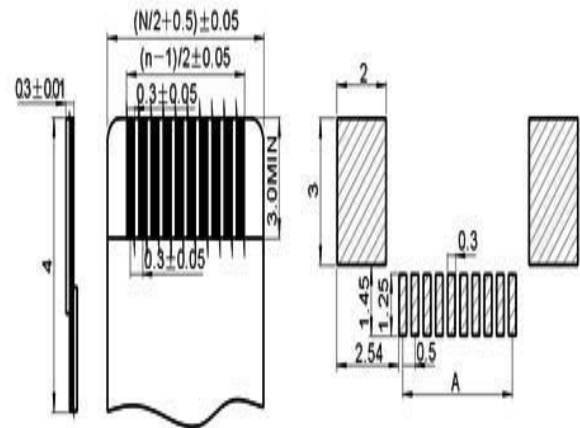
\*Material: Phosphor bronze

## Body:

\*Material: Nylon 46, UL94V-0

## Packing

- \* Brede
- \* Tube
- \* Bag



通用FFC寸法  
Applicable FFC

PCB寸法  
PCB Layout

## Technology parameter

- \* Pin: 4 ~ 50
- \* Rated Voltage: AC、DC、200V (50HZ)
- \* Rating current: > 0.4A 、AC、DC
- \* Dielectric Withstanding Voltage :500V AC/m
- \* Operating Temperature: -25℃ ~+ 85℃
- \*Insulation Resistance:  $\geq 500M\Omega$
- \* Contact Resistance :  $\leq 0.02\Omega$
- \* Single side Contact

Hole	A	B	C	D	E	Hole	A	B	C	D	E
4	1.5	4.2	6.4	2.7	5.8	5	2.0	4.7	6.9	3.2	6.3
6	2.5	5.2	7.4	3.7	6.8	7	3.0	5.7	7.9	4.2	7.3
8	3.5	6.2	8.4	4.7	7.8	9	4.0	6.7	8.9	5.2	8.3
10	4.5	7.2	9.4	5.7	8.8	11	5.0	7.7	9.9	6.2	9.3
12	5.5	8.2	10.4	6.7	9.8	13	6.0	8.7	10.9	7.2	10.3
14	6.5	9.2	11.4	7.7	10.8	15	7.0	9.7	11.9	8.2	11.3
16	7.5	10.2	12.4	8.7	11.8	17	8.0	10.7	12.9	9.2	12.3
18	8.5	11.2	13.4	9.7	12.8	19	9.0	11.7	13.9	10.2	13.3
20	9.5	12.2	14.4	10.7	13.8	21	10.0	12.7	14.9	11.2	14.3
22	10.5	13.2	15.4	11.7	14.8	23	11.0	13.7	15.9	12.2	15.3
24	11.5	14.2	16.4	12.7	15.8	25	12.0	14.7	16.9	13.2	16.3
26	12.5	15.2	17.4	13.7	16.8	27	13.0	15.7	17.9	14.2	17.3
28	13.5	16.2	18.4	14.7	17.8	29	14.0	16.7	18.9	15.2	18.3
30	14.5	17.2	19.4	15.7	18.8	31	15.0	17.7	19.9	16.2	19.3
32	15.5	18.2	20.4	16.7	19.8	33	16.0	18.7	20.9	17.2	20.3
34	16.5	19.2	21.4	17.7	20.8	35	17.0	19.7	21.9	18.2	21.3
36	17.5	20.2	22.4	18.7	21.8	37	18.0	20.7	22.9	19.2	22.3
38	18.5	21.2	23.4	19.7	22.8	39	19.0	21.7	23.9	20.2	23.3
40	19.5	22.2	24.4	20.7	23.8	41	20.0	22.7	24.9	21.2	24.3
42	20.5	23.2	25.4	21.7	24.8	43	21.0	23.7	25.9	22.2	25.3
44	21.5	24.2	26.4	22.7	25.8	45	22.0	24.7	26.9	23.2	26.3
46	22.5	25.2	27.4	23.7	26.8	47	23.0	25.7	27.9	24.2	27.3
48	23.5	26.2	28.4	24.7	27.8	49	24.0	26.7	28.9	25.2	28.3
50	24.5	27.2	29.4	25.7	28.8	51	25.0	27.7	29.9	26.2	29.3