


SHOOT Brand

***PRESS AND HYDRAULIC PRESS
MACHINE***



YANTAI SHOOT IMPORT & EXPORT CO.,LTD

**Add:No.113 Zhengfu Street, Muping District, Yantai City ,Shandong Province
China**

Tel:86-535-4222377,4364070

Fax:86-535-8941177

Post Code: 264100

Msn ID: ytmptrade@hotmail.com

E-mail: qjei@sohu.com


shootmachine@yahoo.cn

Yahoo ID: qjei_ytmptrade@yahoo.com.cn

Website: <http://www.shootmachine.com>

<http://ytmptrade.diytrade.com>

Fax:86-535-8941177 E-mail: qjei@sohu.com shootmachine@yahoo.cn



Model	Capacity (ton)	Power	Piston stroke (mm)	Packing dimension (cm)	G.W/N.W (kg)
SH05-HP-100	100T	2.2KW	250	185X80X225	1200/1100




Model	Capacity (ton)	Power	Piston stroke (mm)	Packing dimension (cm)	G.W/N.W (kg)
SH05-HP-30	30T	3.0KW	220mm	123X55X168cm	600kg



Model	Capacity (ton)	Power	Piston stroke (mm)	Packing dimension (cm)	G.W/N.W (kg)
SH05-HP-50	50T	2.2kw	220mm	148X63X190cm	860/780kg



Model	Capacity (ton)	Power	Piston stroke (mm)	Packing dimension (cm)	G.W/N.W (kg)
SH05-HPB-490	20	1.5kw	300	100X45X155	300/360
SH05-HPB-580	30	3.0kw	220	120X55X168	410/470
SH05-HPB-790	50	2.2kw	220	143X65X197	980/1060



*Hydraulic press include replaceable top tools V-block and support table with stops

*Table can be lifted through a chain driven by the main cylinder

*Micro-switch for traverse adjustment

*Operating modus:semi-automatic,fully.

Model	Capacity (ton)	Power	Piston stroke (mm)	Packing dimension (cm)	G.W/N.W (kg)
SH05-HPB-1010	100	2.2KW	250	Body:195X105X196 Pump:73X65X98	1200/1300
SH05-HPB-1500	150	3KW	300	Body:195X105X196 Pump: 73X65X98	1400/1500
SH05-HPB-2000	200	4KW	300	Body:185X95X225 Pump: 73X65X98	1500/1600



Model	Capacity (KN)	Pressure (MPa)	Travel (mm)	Table size	Packing dimension (cm)	G.W/N.W (kg)
SH05-HP-20S	20	50	200+450	200X300	50x35x150	260

Model	Capacity (KN)	Pressure (MPa)	Travel (mm)	Table size	Packing dimension (cm)	G.W/N.W (kg)
SH05-HP-30S	30	50	200+450	300X400	55x40x150	320





Model	SH05-HP-150F1	SH05-HP-200F1	SH05-HP-250F1	SH05-HP-315F1	SH05-HP-315FK
Capacity (KN)	1500	2000	2500	3150	3150
Pressure (MPa)	31.5	31.5	31.5	40	40
Travel (mm)	400	400	400	500	500
Table size (mm)	600X800	600X800	700X800	780X800	780X800
Dimension (mm)	800X1000X2100	800X1000X2100	900X1000X2200	1200X1000X2200	1200X1000X2350
	700X600X1200	700X600X1200	700X600X1300	700X800X1500	700X800X1500
G.W/N.W (kg)	2200	2600	3100	4600	5600



Item	Model	Height (mm)	Width (mm)	Working space (mm)	Ram stroke (mm)	Packing dimension (cm)	G.W/N.W (kg)
382103	10 ton	1276	216.9	146-922	203.2		67/65
382104	20 ton	1555	658	23-864	203.2		133/128



*Rigid weldment design

*Reliable highly accurate

hydraulic system

Item	Model	Height (mm)	Width (mm)	Working space (mm)	Ram stroke (mm)	Packing dimension (cm)	G.W/N.W (kg)
382102	12 ton	1283	514.4	66.7-990			56/54



Model	SH-05-HP-50F	SH05-HP-63F	SH05-HP-100F	SH05-HP-150F	SH05-HP-200F
Capacity (KN)	500	630	1000	1500	2000
Pressure (MPa)	50	50	50	60	60
Travel (mm)	300+450	300+450	300+450	300+450	300+450
Table size (mm)	400*600	400*600	500*700	550*850	550*850
Dimension (mm)	800*800*2100	800*800*2100	780*850*2200	780*850*2200	1000*1000*2250
	700*600*1200	700*600*1200	700*600*1300	700*200*1300	700*650*1300
G.W/N.W (kg)	980	1060	1220	1600	1960



Item	Model	Height (mm)	Width (mm)	Working space (mm)	Ram stroke (mm)	Packing dimension (cm)	G.W/N.W (kg)
382105	20 ton	1562	670	146-922			131/126
382106	30 ton	1710	760	6.4-615			267/232



*Pressing & clamping

*straightening beam, shaft and section

Item	Model	Height (mm)	Width (mm)	Working space (mm)	Ram stroke (mm)	Packing dimension (cm)	G.W/N.W (kg)
382101	10 ton	713	596	146-922	153		62/60