





## Motorcycle alarm system operating instruction

### (JJ-MB-06 )



### 1.Environmental Alarm

- **Alert Alarm:** turn off engine, short press  , light flash once, trumpet sounds 'bi' once, and would go into the state of alert in 3s
  - A. environmental warning., when first touched siren sounds 'bi' several times, light flashing at the same time, to show car has alarm system;
  - B. scanty alarm. if touched again light would not flash while siren sounds discontinuous, the engine fail to work automatically;
- **Deterrable alarm:** turn off engine , long press  , siren sound one time direction light flash once, then flash once again , 3s later enter into alarm state.
  - A. when first touched, sound discontinuous 5s, light flash at the same time.
  - B. if touched again light would sound 15s continuous;

### 2. Emergency alarming

Any attempt to start the engine would cause continuous long rings from the alarm.

### 3. Anti-hijack




Quanzhou Giant Alarm System Co., Ltd.


Tel:+86-595-22499516 Fax:+86-595-22492516

Web:[www.jujiang.net](http://www.jujiang.net) or [www.globalsources.com/giant.co](http://www.globalsources.com/giant.co) or [www.jujiang.en.alibaba.com](http://www.jujiang.en.alibaba.com)


---

When the motorcycle is in motion, in available distance press  once, the engine will stop and be immobilized, the siren will sound for 3s, and the direction light will flash continuously


#### 4. Searching car

Short press on  once, siren sounds 6 times, the lights flashing at the same time to show where the car is.


#### 5. Self-warming automatically,

On the alert, press on  twice, the engine would start to work then, if it fails to work because of frozen, please repeat the above operation.


#### 6. Overtake vehicle


When the motorcycle is in motion, and you wish to overtake the front vehicle, press  once, the direction light will flash rapidly and the siren sounds for 15s at the same time as a warning signal

#### 7. Remote engine stop


Press  once, when the motorcycle is running, the power of electronic lock will be cut off. the engine will stop working, the siren and direction light have no reaction

#### 8. Receiving or back to the guard state automatically



A. Under the setting state, press  once, after sound 3s will back to the setting state automatically

B. Under the setting state, Press , If no further operation in 3s, siren sounds 'bi' once, means back to alarm state automatically

#### 9. Disarming

When alarm on the alert, short press on , light flash twice and the trumpet sounds 'bibi' twice, Alarm resume normal state.

#### 10. Remote control adjust sensitivity

Long press on  +  at the same time, to enter into the state of adjust, siren sound once



the sensibility will be in first grade(lowest),analogy, the light flash four times the sensibility will be in four grades(highest),

## 11.Remote control copy

Repeat turn ignition key from off to on five times ,then the direction light shinning,means ready to copy;press any button the siren sound one time,means copy successful,this system can copy two remote control.two new remote control copied at the same time ,the formor remote will be clearly

## 12.Anti-wire cut

When the power of Alarm is damaged,vehicle alarms at once,siren sounds 5s then stop 2s,until the battery spent,or turn on the ACC,the remote control disarming.

## Install Instruction

Installing Instruction (Based on KYMCO / GY125)

