














LAMP LED

PICTURE	Part Number	POWER	Diameter (mm)	WLD/CCT	VF (V DC)	IF(mA)	Lumens (lm)			Viewing Angle
							MIN	TYPE	MAX	
	LP-50334W644-42R-6	0.06W	5mm Round	2700-3500K	3.0-3.6	20mA	12000MCD +/-20%			15
	LP-50334W444-42R-6			4000-4500K			15000MCD +/-20%			
	LP-50334W844-42R-6			5500-6500K			15000MCD +/-20%			
	LP-50334W694-42R-6	0.06W	5mm Round	2700-3500K	3.0-3.6	20mA	5.0	6.0	7.0	15
	LP-50334W494-42R-6			4000-4500K			7.0	8.0	9.0	
	LP-50334W894-42R-6			5500-6500K			7.0	8.0	9.0	
	LP-05243W694-53R-6	0.06W	5*6mm Round	2700-3500K	3.0-3.6	20mA	5.0	6.0	7.0	60 Lens (5*6mm)
	LP-05243W494-53R-6			4000-4500K			6.0	7.0	8.0	
	LP-05243W894-53-R-6			5500-6500K			6.0	7.0	8.0	
	LP-02736W694-51D-6	0.06W	4.8mm strawhat	2700-3500K	3.0-3.6	20mA	5.0	6.0	7.0	120
	LP-02736W494-51D-6			4000-4500K			6.0	7.0	8.0	
	LP-02736W894-51D-6			5500-6500K			6.0	7.0	8.0	
PICTURE	Part Number	POWER	Diameter (mm)	WLD/CCT	VF (V DC)	IF(mA)	Lumens (lm)			Viewing Angle
	LP-3014W69-Ra	0.11W	3014	2700-3500K	3.0-3.6	35mA	10.0	11.0	12.0	120
	LP-3014W49-Ra			4000-4500K			11.0	12.0	14.0	
	LP-3014W89-Ra			5500-6500K			11.0	12.0	14.0	
	LP-3528W69-Ra	0.1W	3528	2700-3500K	3.0-3.6	30mA	6.0	6.5	7.0	120
	LP-3528W49-Ra			4000-4500K			7.0	8.0	8.0	
	LP-3528W89-Ra			5500-6500K			7.0	8.0	8.0	
	LP-5050W69-Ra	0.33W	5050	2700-3500K	3.0-3.6	90mA	22	23	24	120
	LP-5050W49-Ra			4000-4500K			23	25	27	
	LP-5050W89-Ra			5500-6500K			23	25	27	
	LP-2835W64-Ra	0.2W	2835	2700-3500K	3.0-3.6	60mA	18	20	22	120
	LP-2835W44-Ra			4000-4500K			24	25	26	
	LP-2835W84-Ra			5500-6500K			24	25	26	
	LP-5630W69-Ra	0.5W	5630	2700-3500K	3.0-3.6	150mA	49	51	53	120
	LP-5630W49-Ra			4000-4500K			50	55	65	
	LP-5630W89-Ra			5500-6500K			50	55	65	

PICTURE	Part Number	POWER	Diameter (mm)	WLD/CCT	VF (V DC)	IF(mA)	Lumens (lm)			Viewing Angle
							MIN	TYPE	MAX	
	LP-1W-WW	1W	SMD	2700-3500K	3.0-3.6	350mA	90	100	120	120
	LP-1W-NW			4000-4500K			120	130	140	
	LP-1W-CW			5500-6500K			120	130	140	
	LP-3W-WW	3W		2700-3500K	3.0-3.6	700mA	150	160	180	
	LP-3W-NW			4000-4500K			180	200	220	
	LP-3W-CW			5500-6500K			180	200	220	


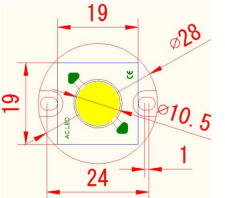

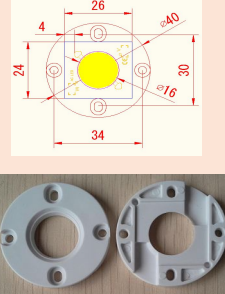

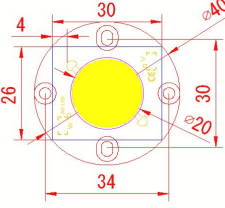

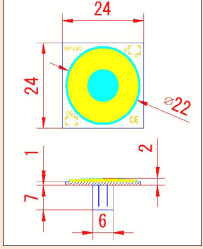
LED MODULE (28x1W LED CARD + LENS + O RING) for streetlight,floodlight etc led luminaires

	LPINTE-LV2412	28W	131x74mm	6000-6500K	24VDC	1.25A	2800	3000	3360	LENS 60X130°
PICTURE	Part Number	POWER	Diameter (mm)	WLD/CCT	VF (V DC)	IF(mA)	Lumens (lm)			Viewing Angle
							MIN	TYPE	MAX	
	LP-GY2504N0507WW	5W	Round:25mm	2700-3500K	6.5-7.5	700	375	400	410	180
	LP-GY2504N0507NW			4000-4500K			400	410	425	
	LP-GY2504N0507CW			5500-6500K			400	410	425	
	LP-GY2509N1012WW	10W	25mm	2700-3500K	9.5-11	1000	800	850	900	
	LP-GY2509N1012NW			4000-4500K			850	900	1000	
	LP-GY2509N1012CW			5500-6500K			850	900	1000	
	LP-GY60P28N3024WW	30W	Round: Φ60mm Rectangle: 40x40mm	2700-3500K	22.5-24	1300	2500	2600	2700	160
	LP-GY60P28N3024NW			4000-4500K			2600	2700	2800	
	LP-GY60P28N3024CW			5500-6500K			2600	2700	2800	
	LP-GY60P50N5036WW	50W		2700-3500K	33-36V	1500	4700	4800	4900	
	LP-GY60P50N5036NW			4000-4500K			4850	4950	5000	
	LP-GY60P50N5036CW			5500-6500K			4850	4950	5000	
	LP-GY60P60N6036WW	60W		2700-3500K	33-36V	1800	5650	5750	5850	
	LP-GY60P60N6036NW			4000-4500K			5800	5900	6000	
	LP-GY60P60N6036CW			5500-6500K			5800	5900	6000	
	LP-GY70P80N8036WW	80W	Round: Φ70mm Rectangle: 40x40mm	2700-3500K	33-36V	2400	6500	7000	7500	160
	LP-GY70P80N8036NW			4000-4500K			7000	7500	8000	
	LP-GY70P80N8036CW			5500-6500K			7000	7500	8000	
	LP-GY70P100N10036WW	100W		2700-3500K	3000	8500	9000	9500		
	LP-GY70P100N10036NW			4000-4500K		9000	9500	10000		
	LP-GY70P100N10036CW			5500-6500K		9000	9500	10000		
	LP-GY70P120N12036WW	120W		2700-3500K	3600	10500	11000	11500		
	LP-GY70P120N12036NW			4000-4500K		11000	11500	12000		
	LP-GY70P120N12036CW			5500-6500K		11000	11500	12000		
	LP-GY70P150N15036WW	150W		2700-3500K	4500	12500	13500	14000		
	LP-GY70P150N15036NW			4000-4500K		13000	14000	15000		
	LP-GY70P150N15036CW			5500-6500K		13000	14000	15000		



AC COB LED 110V OR 220V

MOQ>2000PCS


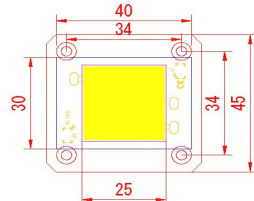

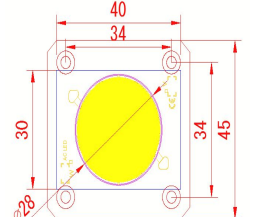
MODLE	AC V	POWER	CCT	lm/W	CRI	PF	SIZE	PHOTO	Frame Size
AC220V05W6K-D11	110V AC / 220V AC	5	2800-3200 4000-4500 5800-6300	90-100 lm/W	80	>0.92	19X19mm light Ø11mm		
AC220V07W6K-D11		7							
AC220V05W6K-D16	110V AC / 220V AC	5	2800-3200 4000-4500 5800-6300	90-100 lm/W	80	>0.92	24x26mm light Ø16mm		
AC220V07W6K-D16		7							
AC220V09W6K-D16		9							
AC220V12W6K-D16		12							
AC220V15W6K-D16		15							
AC220V05W6K-D20	110V AC / 220V AC	5	2800-3200 4000-4500 5800-6300	90-100 lm/W	80	>0.92	26x30mm light Ø20mm		
AC220V07W6K-D20		7							
AC220V09W6K-D20		9							
AC220V12W6K-D20		12							
AC220V15W6K-D20		15							
AC220V05W6K-C22	110V AC / 220V AC	5	2800-3200 4000-4500 5800-6300	90-100 lm/W	80	>0.92	24x24mm light Ø22mm Keep Hole Ø10mm		
AC220V07W6K-C22		7							
AC220V09W6K-C22		9							
AC220V12W6K-C22		12							
AC220V15W6K-C22		15							
AC220V18W6K-C22		18							

110V range 80-150VAC; 220V range 160-250VAC



AC COB LED 110V OR 220V

MOQ>2000PCS

MODLE	AC V	POWER	CCT	lm/W	RA	PF	SIZE	PHOTO	Frame Size
AC220V20W6K-D25	110V AC / 220V AC	20	2800-3200 4000-4500 5800-6300	90-100 lm/W	80	>0.92	30x40mm light 25x25mm		
AC220V30W6K-D25		30							
AC220V40W6K-D25		40							
AC220V50W6K-D25		50							
AC220V20W6K-D28	110V AC / 220V AC	20	2800-3200 4000-4500 5800-6300	90-100 lm/W	80	0.92	30x40mm light Ø28mm		
AC220V30W6K-D28		30							
AC220V40W6K-D28		40							
AC220V50W6K-D28		50							

110V range 80-150VAC; 220V range 160-250VAC

