

LP INTERNATIONAL INDUSTRIES CO LTD SHENZHEN LP TECHNOLOGY CO LTD

Email : info@Lpiled.com

<http://www.Lpiled.com>

Skype: LPINTE


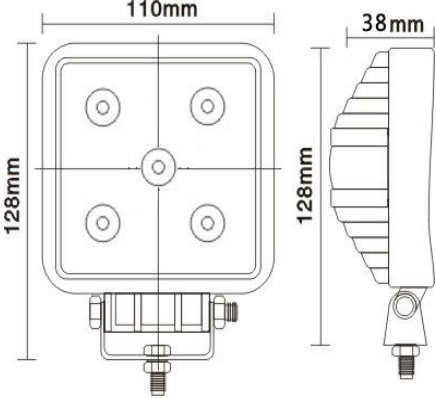

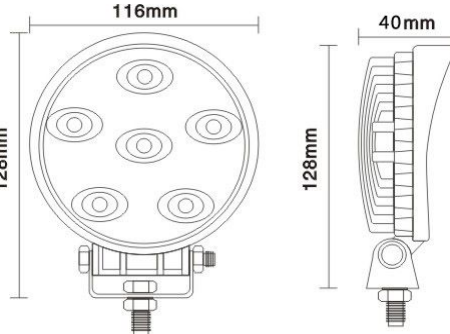
Mobile: 0086-134-8091-2758


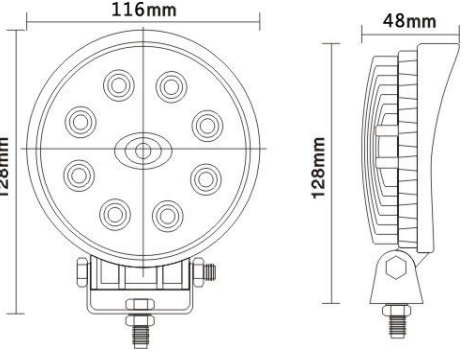

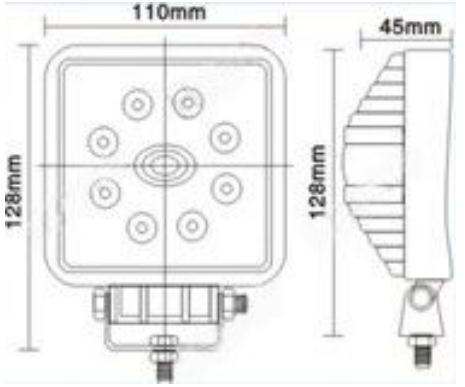

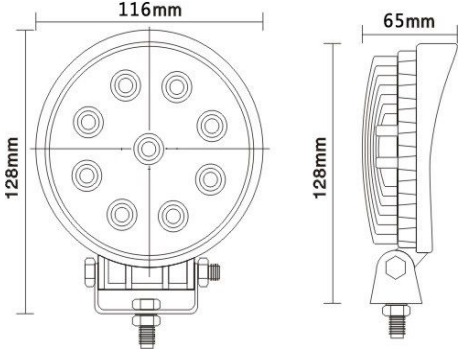
LED LIGHT BAR LED WORK LIGHT LED ROADOFF LIGHT


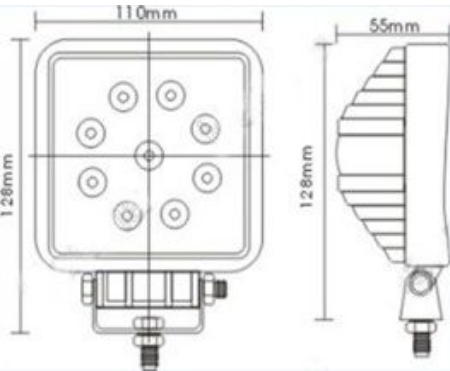

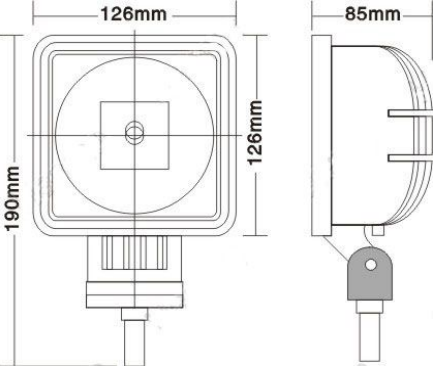

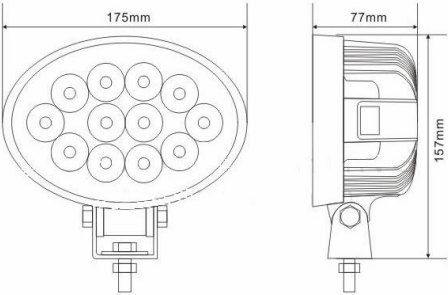
Rev 2016


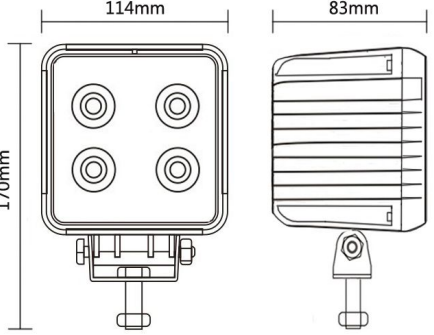

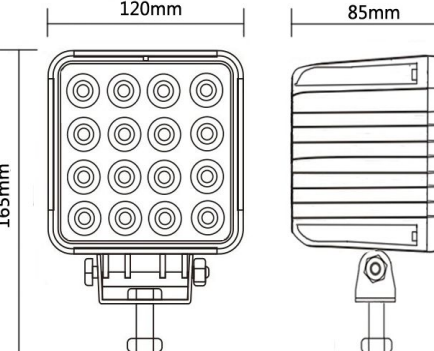

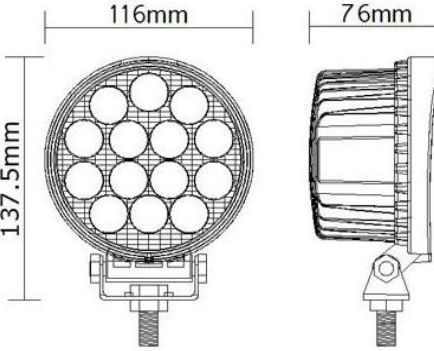



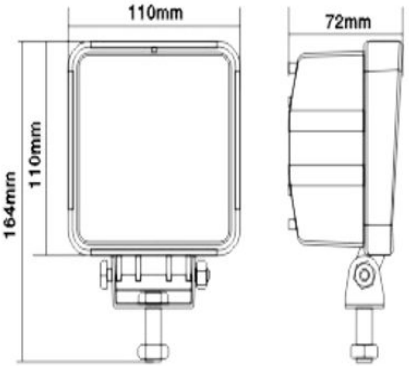

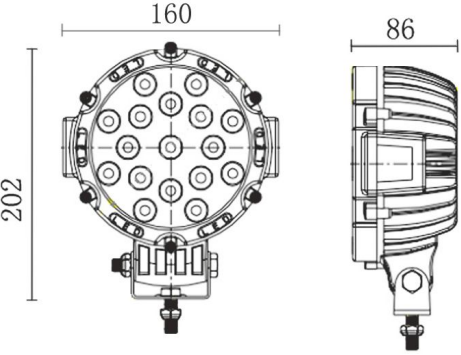

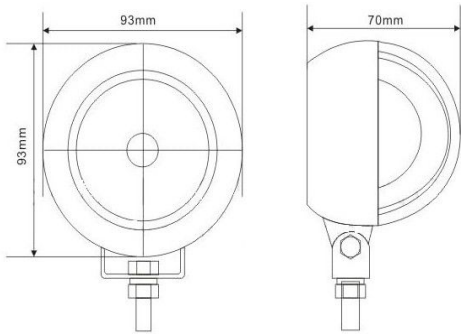



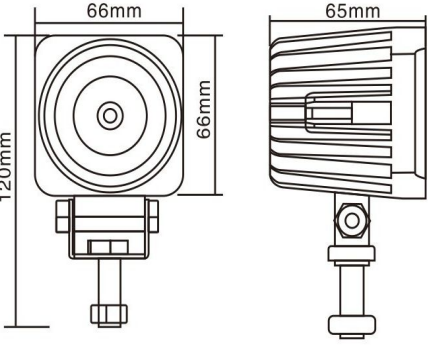

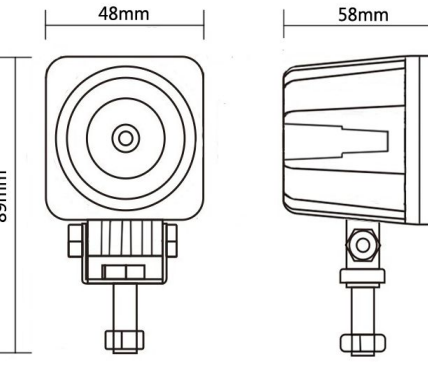

#	P/N	PHOTOS	SIZE DRAWING	POWER	Description	Beam Angle	Carton Size
1	LPILED-F110-15W			15W 5*3W EPISTAR	Size: 128mm×110mm×38mm Power: 15W (5PCS*3W EPISTAR LED) Voltage: 10-30V DC Luminous Flux: 1000LM CCT: 6000K Waterproof: IP67 Cover: PMMA House: Aluminous, Black Work Temp: -40°C~80°C Lifespan: 30000Hrs	Focus 30° /Flood 60°	QTY: 20pcs/ctn N.W: 0.55kg/pcs Ctn Size: 280*290*290 mm Gross weight: 11.2KG
2	LPILED-C116-18W			18W 6*3W EPISTAR	Size: 128mm×φ116mm×40mm Power: 18W (6PCS*3W EPISTAR LED) Voltage: 10-30V DC Luminous Flux: 1200LM CCT: 6000K Waterproof: IP67 Cover: PMMA House: Aluminous, Black Work Temp: -40°C~80°C Lifespan: 30000Hrs	Focus 30° /Flood 60°	QTY: 20pcs/ctn N.W: 0.55kg/pcs Ctn Size: 280*290*290 mm Gross weight: 11.2KG


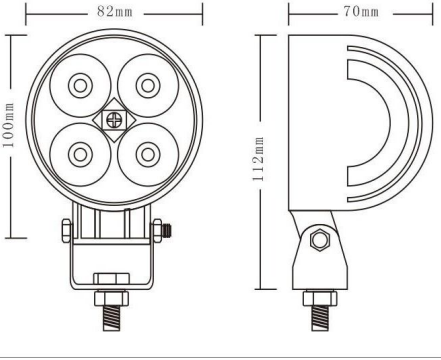

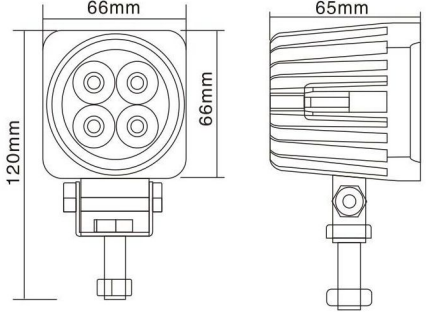

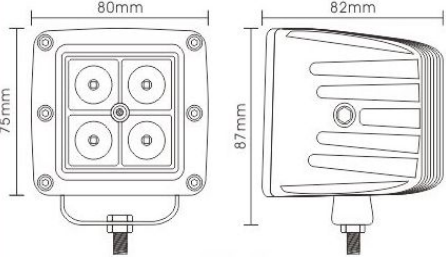
3	LPILED-C116-24W			24W 8*3W EPISTAR	Size: 128mm×φ116mm×48mm Power: 24W (8PCS*3W EPISTAR LED) Voltage: 10-30V DC Luminous Flux: 1600LM CCT: 6000K Waterproof: IP67 Cover: PMMA House Aluminous Work Temp: -40°C~80°C Lifespan: 30000Hrs	Focus 30° /Flood 60°	QTY: 20pcs/ctn N.W: 0.7kg/pcs Ctn Size: 350*320*260 mm Gross weight: 11KG
4	LPILED-F110-24W			24W 8*3W EPISTAR	Size: 128mm×110mm×38mm Power: 24W (8PCS*3W EPISTAR LED) Voltage: 10-30V DC Luminous Flux: 1600LM CCT: 6000K Waterproof: IP67 Cover: PMMA House: Aluminous, Black Work Temp: -40°C~80°C Lifespan: 30000Hrs	Focus 30°	QTY: 20pcs/ctn N.W: 0.7kg/pcs Ctn Size: 350*320*260 mm Gross weight: 15KG
5	LPILED-C116-27W			27W 9*3W EPISTAR	Size: 128mm×116mm×65mm Power: 27W (9PCS*3W EPISTAR LED) Voltage: 10-30V DC Luminous Flux: 1800LM CCT: 6500K Waterproof: IP67 Cover: PMMA House Aluminous Work Temp: -40°C~80°C	Focus 30°	QTY: 20pcs/ctn N.W: 0.7kg/pcs Ctn Size: 350*320*260 mm Gross weight: 16KG


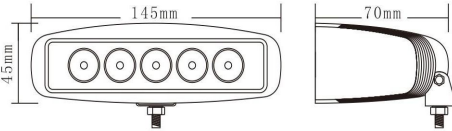

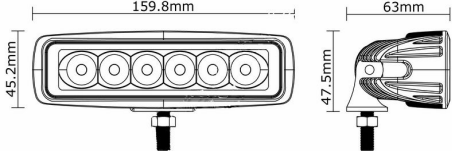

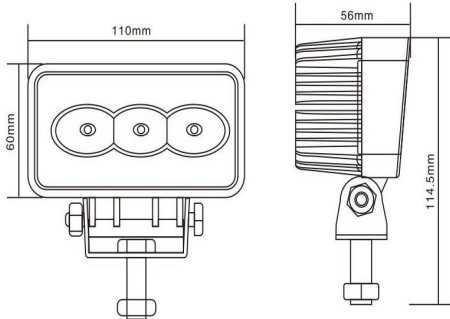
6	LPILED-F110- 27W			27W 9*3W EPISTAR	Size: 128mm×110mm×55mm Power: 27W (9PCS*3W EPISTAR LED) Voltage: 10-30V DC Luminous Flux: 1800LM CCT: 6500K Waterproof: IP67 Cover: PMMA House: Aluminous, Black Work Temp: -40°C~80°C	Focus 30°	QTY: 20pcs/ctn N.W: 0.75kg/pcs Ctn Size: 350*320*260 mm Gross weight: 16.5KG
7	LPILED-F126- 30W			30W 1*30W EPISTAR	Size: 126mm×126mm×85mm Power: 30W (COB LED) Voltage: 10-30V DC CCT: 6500K Waterproof: IP67 Cover: PC House: Aluminous, Black Light Beam:Flood 160° Work Temp: -40°C~80°C	Flood 160°	Box package 12pcs per carton Size: 440mm*370m*350 mm G.W: 22.5kgs
8	LPILED-C175- 36W			15W 1*15W CREE	Size: 175mm×157mm×77mm Power: 36W (12PCS*3W CREE LED) Voltage: 10-30V DC CCT: 6500K Waterproof: IP67 Cover: PMMA House: Aluminous, Black Light Beam:Focus25°Flood60° Work Temp: -40°C~80°C	Focus 25° /Flood 60°	Box package 12pcs per carton Size: 480mm*320m*400 mm G.W: 18kgs


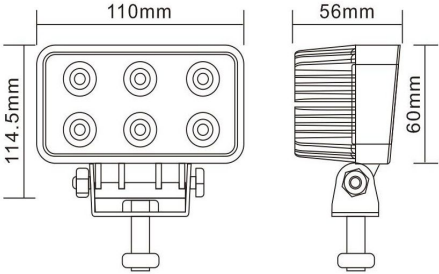

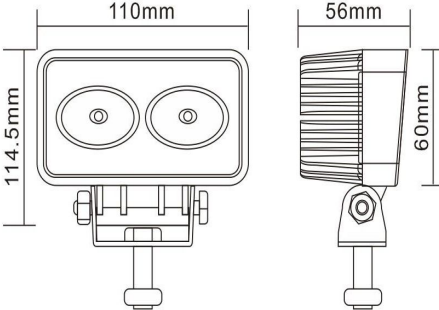

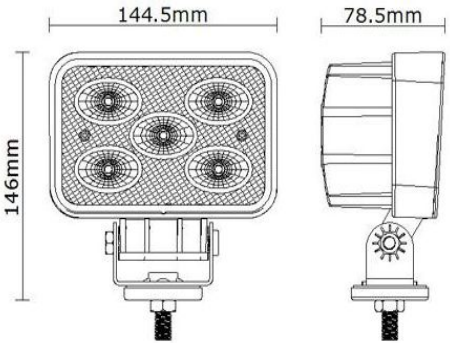
9	LPILED-F114-40W			<p>15W 1*15W CREE</p>	<p>Size: 170mm×114mm×83mm Power: 40W (4PCS*10W CREE LED) Voltage: 10-30V DC CCT: 6000K Waterproof: IP67 Cover: PMMA House: Aluminous, Black Light Beam: Focus30° Flood60° Work Temp: -40°C~80°C</p>	<p>Focus 30° /Flood 60°</p>	<p>Box package 12pcs per carton Size: 390mm*380mm*350mm G.W: 18.8kgs</p>
10	LPILED-F120-48W			<p>15W 16*3W CREE</p>	<p>Size: 165mm×120mm×85mm Power: 48W (16PCS*3W CREE LED) Voltage: 10-30V DC CCT: 6000K Waterproof: IP67 Cover: PMMA House: Aluminous, Black Light Beam: Focus30° Flood60° Work Temp: -40°C~80°C</p>	<p>Focus 30° /Flood 60°</p>	<p>Box package 12pcs per carton Size: 390mm*380mm*350mm G.W: 18.8kgs</p>
11	LPILED-C116-42W			<p>42W 14*3W EPISTAR</p>	<p>Size: 116mm×116mm×76mm Power: 42W (14PCS*3W EPISTAR LED) Voltage: 10-30V DC Luminous Flux: 2800LM CCT: 6500K Waterproof: IP67 Cover: PC House: Aluminous, Black Light Beam: Flood60度或Focus30度 Work Temp: -40°C~80°C</p>	<p>Focus 30° /Flood 60°</p>	<p>Box package 20pcs per carton Size: 500mm*360mm*320mm G.W: 21.7kgs</p>


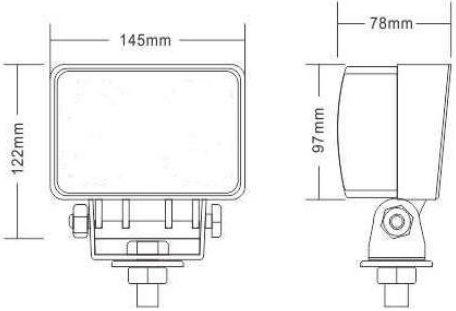

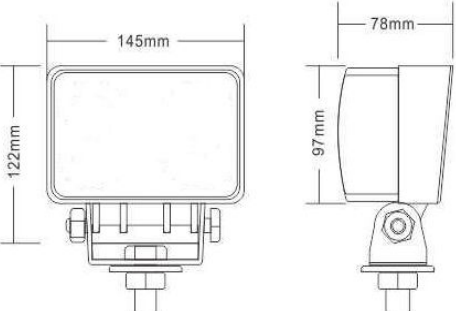
12	LPILED-F110-48W			48W 16*3W EPISTAR	Size: 110mm×110mm×72mm Power: 48W (16PCS*3W EPISTAR LED) Voltage: 10-30V DC Luminous Flux: 3200LM CCT: 6500K Waterproof: IP67 Cover: PMMA House: Aluminous, Black Light Beam:Flood 60度或Focus30度 Work Temp: -40℃~80℃	Focus 30° /Flood 60°	Box package 20pcs per carton Size: 480mm*340m*300mm G.W: 36kgs
13	LPILED-C160-51W			27W 9*3W EPISTAR	Size: 160mm×160mm×86mm Power: 51W (17PCS*3W EPISTAR LED) Voltage: 10-30V DC CCT: 6000K Waterproof: IP67 Cover: PMMA House: Aluminous, Black Light Beam:Focus30°Flood60° Work Temp: -40℃~80℃	Focus 30° /Flood 60°	Box package 6pcs per carton Size: 400mm*200m*220mm G.W: 18.8kgs
14	LPILED-C93-15W			15W 1*15W CREE	Size: 93mm*93mm*70mm Power: 15W (1*15W CREE LED) Voltage: 10-60V DC CCT: 6000K Waterproof: IP67 Cover: PMMA House: Aluminous, Black Light Beam:Focus15°或Flood60° Work Temp: -40℃~+80℃ Lifespan: 30000Hrs	Focus 15° /Flood 60°	Box package 20pcs per carton Size: 480mm*230mm*320mm G.W.:13.5KG

15	LPILED-F66-10W			10W 1*10W CREE	Size: 66mm*66mm*65mm Power: 10W (1PCS*10W CREE LED) Voltage: 10-30V DC CCT: 6000K Waterproof: IP67 Cover: GLASS House: Aluminous, Black Light Beam: Focus30°或Flood60° Work Temp: -40℃~+80℃ Lifespan: 30000Hrs	Focus 30° /Flood 60°	Box package 32pcs per carton Size: 445mm*253m*188mm G.W: 25kgs
16	LPILED-C48-10W			10W 1*10W CREE	Size: 48mm*58mm*89mm Power: 10W (1PCS*10W CREE LED) Voltage: 10-30V DC CCT: 6000K Waterproof: IP67 Cover: PMMA House: Aluminous, Black Light Beam: Focus10°或Flood60° Work Temp: -40℃~+80℃ Lifespan: 30000Hrs	Focus 10° /Flood 60°	Box package 12pcs per carton Size: 480mm*320m*400mm G.W: 18kgs
17	LPILED-C54-10W			10W 1*10W CREE	Size: 54mm*65mm*100mm Power: 10W (1PCS*10W CREE LED) Voltage: 10-30V DC CCT: 6000K Waterproof: IP67 Cover: PMMA House: Aluminous, Black Light Beam: Focus10°或Flood60° Work Temp: -40℃~+80℃ Lifespan: 30000Hrs	Focus 10° /Flood 60°	Box package 12pcs per carton Size: 480mm*320m*400mm G.W: 18kgs


18	LPILED-C82-12W			12W 4*3W EPISTAR	Size: 82mm*76mm*112mm Power: 12W (4PCS*3W EPISTAR LED) Voltage: 10-30V DC CCT: 6000K Waterproof: IP67 Cover: PMMA House: Aluminous, Black Light Beam:Flood60° Work Temp: -40°C~+80°C Lifespan: 30000Hrs	Flood 60°	Box package 20pcs per carton Size: 480mm*280m*220 mm G.W: 10kgs
19	LPILED-F66-12W			12W 4*3W EPISTAR	Size: 66mm*66mm*65mm Power: 12W (4PCS*3W EPISTAR LED) Voltage: 10-30V DC CC: 1A @ 12V,0.5A@24V CCT: 6000K Waterproof: IP67 Cover: GLASS House: Aluminous, Black Light Beam:Focus30°/Flood60° Work Temp: -40°C~+120°C Lifespan: 30000Hrs	Focus 30° /Flood 60°	QTY: 20pcs/ctn N.W: 0.6 kg/pcs Ctn Size: 445*253*188 mm Gross weight: 12 KG
20	LPILED-F80-12W			12W 4*3W CREE	Size: 80mm*75mm*82mm Power: 12W (4PCS*3W CREE LED) Voltage: 10-30V DC CCT: 6000K Waterproof: IP67 Cover: PMMA House: Aluminous, Black Light Beam:Focus Work Temp: -40°C~+80°C Lifespan: 30000Hrs	Focus	Box package 18pcs per carton Size: 420mm*350m*240 mm G.W: 14kgs

21	LPILED-15WL			15W 5*3W EPISTAR	产品Size: 145mm*45mm*70mm Power: 15W (5PCS*3W EPISTAR LED) Voltage: 10-30V DC CCT: 6000K Waterproof: IP67 Cover: PMMA House Aluminous White Light Beam:Focus30°Flood60° Work Temp: -40°C~+80°C Lifespan: 30000Hrs	Focus 30° /Flood 60°	PKG size: 60*160*80 mm QTY: 20pcs/ctn N.W: 0.5 kg/pcs Ctn Size: 400*200*220 mm Gross weight: 10KG
22	LPILED-18WL			18W 6*3W EPISTAR	产品Size: 160mm*48mm*63mm Power: 18W (6PCS*3W EPISTAR LED) Voltage: 10-30V DC CCT: 6000K Waterproof: IP67 Cover: PMMA House: Aluminous, Black Light Beam:Focus30°Flood60° Work Temp: -40°C~+80°C Lifespan: 30000Hrs	Focus 30° /Flood 60°	Box package 20pcs per carton Size: 500mm*440m*220 mm G.W: 10kgs
23	LPILED-F110-9W			9W 3*3W EPISTAR	Size: 110mm*60mm*56mm Power: 9W (3PCS*3W EPISTAR LED) Voltage: 10-30V DC CCT: 6000K Waterproof: IP67 Cover: PMMA House: Aluminous, Black Light Beam:Flood90° Work Temp: -40°C~+80°C Lifespan: 30000Hrs	Flood 90°	Box package 20pcs per carton Size: 273mm*230m*295 mm G.W: 14kgs







24	LPILED-F110-18W			18W 6*3W EPISTAR	Size: 110mm*60mm*56mm Power: 18W (6PCS*3W EPISTAR LED) Voltage: 10-30V DC CCT: 6000K Waterproof: IP67 Cover: PMMA House: Aluminous, Black Light Beam:Flood60°/Focus30° Work Temp: -40°C~+80°C Lifespan: 30000Hrs	Focus 30° /Flood 60°	Box package 20pcs per carton Size: 273mm*230m*295mm G.W: 17kgs
25	LPILED-F110-20W			20W 2*10W CREE	Size: 110mm*60mm*56mm Power: 20W (2PCS*10W CREE) Voltage: 10-30V DC CCT: 6000K Waterproof: IP67 Cover: PMMA House: Aluminous, Black Light Beam:Flood90° Work Temp: -40°C~+80°C Lifespan: 30000Hrs	Flood 90°	Box package 20pcs per carton Size: 273mm*230m*295mm G.W: 14kgs
26	LPILED-L50WFlood			50W 5*10W CREE	Size: 144.5mm*97mm*78.5mm Power: 50W (5PCS*10W CREE) Voltage: 10-30V DC CCT: 6000K Waterproof: IP67 Cover: PMMA House: Aluminous, Black Light Beam:Flood120° Work Temp: -40°C~+80°C Lifespan: 30000Hrs	Flood 120°	Box package 12pcs per carton Size: 390mm*380m*350mm G.W: 18.8kgs

27	LPILED-L33W			33W 11*3W EPISTAR	Size: 145mm*122mm*78mm Power: 33W (11PCS*3W EPISTAR) Voltage: 10-30V DC CCT: 6000K Waterproof: IP67 Cover: PMMA House: Aluminous, Black Light Beam:Flood60°/90° Work Temp: -40°C~+80°C Lifespan: 30000Hrs	Flood 60° /Flood 90°	Box package 12pcs per carton Size: 390mm*380m*350 mm G.W: 18.8kgs
28	LPILED-L45W			45W 15*3W EPISTAR	Size: 145mm*122mm*78mm Power: 45W (15PCS*3W EPISTAR) Voltage: 10-30V DC CCT: 6000K Waterproof: IP67 Cover: PMMA House: Aluminous, Black Light Beam:Flood60/90° Work Temp: -40°C~+80°C Lifespan: 30000Hrs	Flood 60° /Flood 90°	Box package 12pcs per carton Size: 390mm*380m*350 mm G.W: 18.8kgs



ITEM	SIZE	DESCRIPTION	POWER (W)	SPEC	Theoretical Lumens Output(LM)	Operating Lumens Output(LM)	NW/PCS (Kg)	One carton (pcs)	CTN (CM)	GW/CTN (Kg)
LPILED-ST-18W		<p>.3W/PC Cree LED chips .Operating Volt:9-32V DC .Operation temperature:-40°C~85°C .Waterproof rate: IP67 .Color Temperature: 6000K .Material:Diecast aluminum housing .Lens material:PC .Mounting Bracket: stainless steel .Beam:Spot/flood/Combo .50000 hours above life time</p>	18W	6 PCS LED 4"	1800	1260	0.69	20	36*25.5*51	14.40
LPILED-ST-36W			36W	12 PCS LED 7"	3600	2520	1.08	6	41.5*30*28	6.80
LPILED-ST-54W			54W	18 PCS LED 9"	5400	3780	1.50	6	42.5*29*38	9.80
LPILED-ST-72W			72W	24 PCS LED 12"	7200	5040	1.78	6	43.5*28.5*38	11.20
LPILED-ST-108W			108W	36 PCS LED 17"	10800	7560	2.38	6	57*30*40	14.65
LPILED-ST-126W			126W	42 PCS LED 20"	12600	8820	2.68	6	65*30*40	16.90
LPILED-ST-144W			144W	48 PCS LED 23"	14400	10080	2.97	6	68.5*28*42	18.10
LPILED-ST-180W			180W	60 PCS LED 28"	18000	12600	3.62	4	84.5*28.3*25	15.50
LPILED-ST-234W			234W	78 PCS LED 36"	23400	16380	4.50	4	106*30*27	18.70
LPILED-ST-288W			288W	96 PCS LED 44"	28800	20160	5.26	4	126.2*30*27	22.20



ITEM	SIZE	DESCRIPTION	POWER(W)	SPEC	One carton (pcs)	CTN (CM)	NW (Kg)	GW (Kg)
LPILED-4DSL36C LPILED-4DSL36E	  	4D straight led light bar .4D reflector cups .3W/PC Cree or Epistar LED chips .Operating Volt:9-32V DC .280±30LM each Cree LED .220±20LM each Epsitar LED .Operation temperature:-40°C~85°C .Waterproof rate: IP68 .Optional Color: Black,White .Color Temperature: 6000K .Material:Diecast aluminum housing .Lens material:PC .Mounting Bracket: Alu firm .Beam:Spot/flood/Combo .50000 hours above life time	36W	12LED 7.5"	6	42*27*34	7.5	10.00
LPILED-4DSL72C LPILED-4DSL72E			72W	24LED 13.5"	6	42.5*42*34	11.5	15.50
LPILED-4DSL120C LPILED-4DSL120E			120W	40LED 24"	6	62*41.5*34	17.7	22.30
LPILED-4DSL180C LPILED-4DSL180E			180W	60LED 32"	4	95*31*34	16.8	21.00
LPILED-4DSL240C LPILED-4DSL240E			240W	80LED 42"	4	121*31*34	22.0	27.00
LPILED-4DSL288C LPILED-4DSL288E			288W	96LED 50"	4	141*31*34	27.0	32.00
LPILED-4DSL300C LPILED-4DSL300E			300W	100LED 52"	4	143*31*34	30.0	35.50
LPILED-4DCL120C LPILED-4DCL120E	  	4D curved led light bar .4D reflector cups .3W/PC Cree or Epistar LED chips .Operating Volt:9-32V DC .280±30LM each Cree LED .220±20LM each Epsitar LED .Operation temperature:-40°C~85°C .Waterproof rate: IP68 .Optional Color: Black,White .Color Temperature: 6000K .Material:Diecast aluminum housing .Lens material:PC .Mounting Bracket: Alu firm .Beam:Spot/flood/Combo .50000 hours above life time	120W	40LED 24"	6	73.5*29*46	18.3	23.00
LPILED-4DCL180C LPILED-4DCL180E			180W	60LED 32"	4	99*29*46	17.5	21.60
LPILED-4DCL240C LPILED-4DCL240E			240W	80LED 42"	4	124.5*29*46	22.8	28.00
LPILED-4DCL288C LPILED-4DCL288E			288W	96LED 50"	4	143.5*29*46	28.0	33.00
LPILED-4DCL300C LPILED-4DCL300E			300W	100LED 52"	4	145*29*34	31.5	37.00