

	<p>Model : G-HP102 Type: PAR20, 1WX7 Base: E27 LEDS: 7</p>	<p>Vol tage: 230V Watts: 7 Li fetime: 80,000hours Measurement: Φ95 (D)x82 (H)mm</p>
	<p>Model : G-HP103 Type: PAR30, 1WX4 Base: E27 LEDS: 4</p>	<p>Vol tage: 230V Watts: 4 Li fetime: 80,000hours Measurement: Φ95 (D)x82 (H)mm</p>
	<p>Model : G-HP104 Type: PAR30, 1WX5 Base: E27 LEDS: 5</p>	<p>Vol tage: 230V Watts: 5 Li fetime: 80,000hours Measurement: Φ95 (D)x82 (H)mm</p>
	<p>Model : G-HP105 Type: PAR30, 1WX4 Base: E27 LEDS: 4</p>	<p>Vol tage: 230V Watts: 4 Li fetime: 80,000hours Measurement: Φ95 (D)x82 (H)mm</p>
	<p>Model : G-HP106 Type: PAR30, 1WX5 Base: E27 LEDS: 5</p>	<p>Vol tage: 230V Watts: 5 Li fetime: 80,000hours Measurement: Φ95 (D)x82 (H)mm</p>
	<p>Model : G-HP107 Type: PAR30, 1WX7 Base: E27 LEDS: 7</p>	<p>Vol tage: 230V Watts: 7 Li fetime: 80,000hours Measurement: Φ95 (D)x82 (H)mm</p>
	<p>Model : G-HP108 Type: PAR38, 1WX9 Base: E27 LEDS: 9</p>	<p>Vol tage: 230V Watts: 9 Li fetime: 80,000hours Measurement: Φ111 (D)x90 (H)mm</p>
	<p>Model : G-HP201 Type: GU5.3, 1WX3 Base: GU5.3 LEDS: 3</p>	<p>Vol tage: 12V Watts: 3 Li fetime: 80,000hours Measurement: Φ50 (D)x59 (H)mm</p>
	<p>Model : G-HP202 Type: GU5.3, 1WX3 Base: GU5.3 LEDS: 3</p>	<p>Vol tage: 12V Watts: 3 Li fetime: 80,000hours Measurement: Φ50 (D)x50 (H)mm</p>
	<p>Model : G-HP203 Type: GU5.3, 1WX1 Base: GU5.3 LEDS: 1</p>	<p>Vol tage: 12V Watts: 1 Li fetime: 80,000hours Measurement: Φ55 (D)x60 (H)mm</p>




Model : G-HP204
 Type: GU5.3, 1WX1
 Base: GU5.3
 LEDs: 1

Vol tage: 12V
 Watts: 1
 Li fetime: 80,000hours
 Measurement: Φ 50 (D)x59 (H)mm



Model : G-HP205
 Type: GU5.3, 1WX1
 Base: GU5.3
 LEDs: 1

Vol tage: 12V
 Watts: 1
 Li fetime: 80,000hours
 Measurement: Φ 50 (D)x70 (H)mm



Model : G-HP206
 Type: GU5.3, 1WX1
 Base: GU5.3
 LEDs: 1

Vol tage: 12V
 Watts: 1
 Li fetime: 80,000hours
 Measurement: Φ 50 (D)x63 (H)mm




Model : G-HP207
 Type: GU5.3, 1WX3
 Base: GU5.3
 LEDs: 3

Vol tage: 12V
 Watts: 3
 Li fetime: 80,000hours
 Measurement: Φ 50 (D)x52 (H)mm



Model : G-HP208
 Type: GU5.3, 2WX3
 Base: GU5.3
 LEDs: 3

Vol tage: 12V
 Watts: 6
 Li fetime: 80,000hours
 Measurement: Φ 62 (D)x50.5 (H)mm



Model : G-HP209
 Type: GU5.3, 1WX1
 Base: GU5.3
 LEDs: 1

Vol tage: 12V
 Watts: 1
 Li fetime: 80,000hours
 Measurement: Φ 50 (D)x50 (H)mm



Model : G-HP210
 Type: GU5.3, 0.1WX8
 Base: GU5.3
 LEDs: 8

Vol tage: 12V
 Watts: 0.8
 Li fetime: 80,000hours
 Measurement: Φ 35 (D)x47 (H)mm



Model : G-HP211
 Type: GU5.3, 0.1WX21
 Base: GU5.3
 LEDs: 21

Vol tage: 12V
 Watts: 2.1
 Li fetime: 80,000hours
 Measurement: Φ 35 (D)x47 (H)mm



Model : AG-HP301
 Type: GU10, 3WX1
 Base: GU10
 LEDs: 1

Vol tage: 230V
 Watts: 3
 Li fetime: 80,000hours
 Measurement: Φ 50 (D)x65 (H)mm




Model : G-HP302
 Type: GU10, 1WX1
 Base: GU10
 LEDs: 1

Vol tage: 230V
 Watts: 1
 Li fetime: 80,000hours
 Measurement: Φ 50 (D)x56.5 (H)mm



Model : G-HP303
 Type: GU10, 1WX1
 Base: GU10
 LEDs: 1

Vol tage: 230V
 Watts: 1
 Li fetime: 80,000hours
 Measurement: Φ 50 (D)x58 (H)mm



Model : G-HP304
 Type: GU10, 1WX1
 Base: GU10
 LEDs: 1

Vol tage: 230V
 Watts: 1
 Li fetime: 80,000hours
 Measurement: Φ 50 (D)x58 (H)mm



Model : G-HP305
 Type: GU10, 3WX1
 Base: GU10
 LEDs: 1

Vol tage: 230V
 Watts: 3
 Li fetime: 80,000hours
 Measurement: Φ 50 (D)x58 (H)mm



Model : G-HP306
 Type: GU10, 2WX3
 Base: GU10
 LEDs: 3

Vol tage: 230V
 Watts: 6
 Li fetime: 80,000hours
 Measurement: Φ 62(D)x57.2 (H)mm



Model : G-HP307
 Type: GU10, 1WX3
 Base: GU10
 LEDs: 3

Vol tage: 230V
 Watts: 3
 Li fetime: 80,000hours
 Measurement: Φ 50 (D)x57.5 (H)mm



Model : G-HP308
 Type: GU10, 3WX1
 Base: GU10
 LEDs: 1

Vol tage: 230V
 Watts: 3
 Li fetime: 80,000hours
 Measurement: Φ 50 (D)x57.5 (H)mm




Model : G-HP309
 Type: GU10, 0.1WX21
 Base: GU10
 LEDs: 21

Vol tage: 230V
 Watts: 2.1
 Li fetime: 80,000hours
 Measurement: Φ 50 (D)x56 (H)mm




Model : G-HP401
 Type: E27, 1WX3
 Base: E27
 LEDs: 3

Vol tage: 230V
 Watts: 3
 Li fetime: 80,000hours
 Measurement: Φ 50 (D)x58 (H)mm




Model : G-HP402
 Type: E27, 1WX3
 Base: E27
 LEDs: 3

Vol tage: 230V
 Watts: 3
 Li fetime: 80,000hours
 Measurement: Φ 50 (D)x58 (H)mm



Model : G-HP403
 Type: E27, 1WX3
 Base: E27
 LEDs: 3

Vol tage: 230V
 Watts: 3
 Li fetime: 80,000hours
 Measurement: Φ 50 (D)x58 (H)mm



Model : G-HP404
 Type: E27, 1WX3
 Base: E27
 LEDs: 3

Vol tage: 230V
 Watts: 3
 Li fetime: 80,000hours
 Measurement: Φ 50 (D)x58 (H)mm




Model : G-HP405
 Type: E27, 1WX1
 Base: E27
 LEDs: 1

Vol tage: 230V
 Watts: 1
 Li fetime: 80,000hours
 Measurement: Φ 50 (D)x58 (H)mm




Model : G-HP406
 Type: E27, 3WX1
 Base: E27
 LEDs: 1

Vol tage: 230V
 Watts: 3
 Li fetime: 80,000hours
 Measurement: Φ 50 (D)x58.5 (H)mm




Model : G-HP407
 Type: E27, 3WX1
 Base: E27
 LEDs: 1

Vol tage: 230V
 Watts: 3
 Li fetime: 80,000hours
 Measurement: Φ 50 (D)x73.5(H)mm




Model : G-HP408
 Type: E27, 1WX1
 Base: E27
 LEDs: 1

Vol tage: 230V
 Watts: 1
 Li fetime: 80,000hours
 Measurement: Φ 50 (D)x75(H)mm




Model : G-HP409
 Type: E27, 1WX1
 Base: E27
 LEDs: 1

Vol tage: 230V
 Watts: 1
 Li fetime: 80,000hours
 Measurement: Φ 50 (D)x74(H)mm



Model : G-HP410
 Type: E27, 3WX1
 Base: E27
 LEDs: 1

Vol tage: 230V
 Watts: 3
 Li fetime: 80,000hours
 Measurement: Φ 50 (D)x80 (H)mm




Model : G-HP411
 Type: E27, 1WX1
 Base: E27
 LEDs: 1

Vol tage: 230V
 Watts: 1
 Li fetime: 80,000hours
 Measurement: Φ 50 (D)x74 (H)mm




Model : G-HP412
 Type: E27, 1WX1
 Base: E27
 LEDs: 1

Vol tage: 230V
 Watts: 1
 Li fetime: 80,000hours
 Measurement: Φ 50 (D)x59 (H)mm




Model : G-HP413
 Type: E27, 3WX1
 Base: E27
 LEDs: 1

Vol tage: 230V
 Watts: 3
 Li fetime: 80,000hours
 Measurement: Φ 50 (D)x75(H)mm



Model : G-HP414
 Type: E27, 1WX1
 Base: E27
 LEDs: 1

Vol tage: 230V
 Watts: 1
 Li fetime: 80,000hours
 Measurement: Φ 50 (D)x73 (H)mm



Model : G-HP415
 Type: E27, 1WX3
 Base: E27
 LEDs: 3

Vol tage: 230V
 Watts: 3
 Li fetime: 80,000hours
 Measurement: Φ 50 (D)x74 (H)mm



Model : G-HP416
 Type: PAR30, 0. 1WX21
 Base: E27
 LEDs: 21

Vol tage: 230V
 Watts: 2.1
 Li fetime: 80,000hours
 Measurement: Φ 47.8 (D)x73 (H)mm



Item: AG-HF-GSL-001



Item: AG-HF-GSL-002

LED Underwater Light



Item: SP-001




Item: SP-002



Item: SP-003



Item: SP-004



Item: SP-005



Item: SP-006



Item: SP-007



Item: SP-008



Name: 15W Flood
Model: 15W Flood



Name: 1W Flood
Model: 1W Flood



Name: Round 3W
Model: Round 3W



Name: 36W Flood
Model: 36W Flood



Name: 9W Flood
Model: 9W Flood



Name: 36W Super
Model: 36W Super



Item: SL-001



Item: SL-002



Item: SL-003



Item: SL-004



Item: SL-005



Item: SL-006



Item: SL-007



Item: SL-008



Item: SL-009



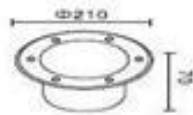
Item: SL-0010



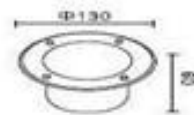
Item: SL-0011



AG-HF-UGL-001



AG-HF-UGL-002



AG-HF-UGL-003

