




DRIVING THE WORLD

驱 动 世 界



REDSUN
ZheJiang Red Sun Machinery Co.,Ltd

公司简介

浙江瑞德森机械有限公司成立于2001年。是从事齿轮减速机研发、生产、服务的专业性公司。拥有优秀的研发制造人才，国际一流的加工检测设备，在中国各中心城市设有本公司的办事处，并逐步扩大国外服务网点，为客户提供及时的应用咨询和服务。

公司产品主要有S/R/F/K四大系列齿轮箱、蜗轮箱、标准工业齿轮箱、行星减速机，功率覆盖0.12~9550kW的标准系列，以及各种专用、组合和非标设计产品被广泛应用，并有骄人的业绩。



Company profile

Zhejiang **REDSUN** Machinery Co., Ltd. was founded in 2001 and is primarily engaged in the research, development, production and services of gearboxes. Bolstered by a team of distinguished R&D and manufacturing talents coupled with world-class processing and testing equipment, Redsun has established offices in major cities throughout China while gradually expanding its overseas network in order to provide customers with timely consulting and services.

The company's main product lines include the S/R/F/K Series of gear motors, worm gear units, industry gear units and planetary gear units, with a Standard Series that covers the 0.12~9550kW range of output, as well as a diverse array of specialized, combo and non-standard design items that have all found widespread applications and achieved laudable performances.



From core industries to environment and daily life, Redsun gearboxes are noted for their exceptional reliability and durability, and have received critical acclaim from various sectors.

With application technologies and engineering designs fostered from close collaborations with key client, Redsun has obtained a thorough understanding of the application conditions of gearboxes and is able to provide your driving devices with cutting-edge yet economical options.

Redsun's central management principle stresses on both product application and comprehensive services, and this attitude has formed a solid foundation for cooperation between us and clients, which is conducive to our pursuit of excellence and long-lasting prosperity for all parties.



公司占地面积3.5万平方米, 现有员工370人, 年产减速机48000台套。

Redsun occupies 35,000 square meters of land and the company operates a workforce of 370 staffs with the capacity to manufacture 48,000 sets of gearboxes on an annual basis.





R Series Helical Gear Units

Model : 17~167
Ratio : 3.83~229.71
Input Power :
0.18~160kw
Output Torque :
85~18000 N.m



RF Series Helical Gear Units

Model : 17~167
Ratio : 3.83~229.71
Input Power :
0.18~160kw
Output Torque :
85~18000 N.m



RS Series Helical Gear Units

Model : 17~167
Ratio : 3.83~229.71
Input Power :
0.18~160kw
Output Torque :
85~18000 N.m



RX Series Helical Gear Units

Model : 37~157
Ratio : 3.83~229.71
Input Power :
0.18~132kw
Output Torque :
20~1680 N.m



RXF Series Helical Gear Units

Model : 17~167
Ratio : 3.83~229.71
Input Power :
0.12~160kw
Output Torque :
20~1680 N.m



S Series Worm Gear Units

Model : 37~97
Ratio : 10.27~230.48
Input Power :
0.18~22kw
Output Torque :
90~4000 N.m



SAF Series Worm Gear Units

Model : 37~97
Ratio : 10.27~230.48
Input Power :
0.18~22kw
Output Torque :
90~4000 N.m



SAT Series Worm Gear Units

Model : 37~97
Ratio : 10.27~230.48
Input Power :
0.18~22kw
Output Torque :
90~4000 N.m



K Series Helical Bevel Gear Units

Model : 37~187
Ratio : 5.36~180.78
Input Power :
0.18~200kw
Output Torque :
200~50000 N.m



KS Series Helical Bevel Gear Units

Model : 37~187
Ratio : 5.36~180.78
Input Power :
0.18~200kw
Output Torque :
200~50000 N.m



KAF Series Helical Bevel Gear Units

Model : 37~187
Ratio : 5.36~180.78
Input Power :
0.18~200kw
Output Torque :
200~50000 N.m



F Series Parallel Shaft Gear Units

Model : 37~157
Ratio : 3.81~267.43
Input Power :
0.18~200kw
Output Torque :
200~18000 N.m



FAF Series Parallel Shaft Gear Units

Model : 37~157
Ratio : 3.81~267.43
Input Power :
0.18~200kw
Output Torque :
200~18000 N.m



T Series Spiral Bevel Steering Box

Model : 2~25
Ratio : 1:1 1.5:1 2:1 2.5:1 3:1 4:1 5:1
Output Torque :
11~4000 N.m



T Series Spiral Bevel Steering Box

Model : 2~25
Ratio : 1:1 1.5:1 2:1 2.5:1 3:1 4:1 5:1
Output Torque :
11~4000 N.m



JWM Series Screw Lifter

Model : SWL JWM JWB
Ratio : 1/6 1/8 1/24 1/32 3/32
Output Torque :
8.86~464 N.m



JWM Series Screw Lifter

Model : SWL JWM JWB
Ratio : 1/6 1/8 1/24 1/32 3/32
Output Torque :
8.86~464 N.m



HB Series Industry Gear Units

Model : 3~26
Ratio : 1.25~450



P Series Planetary Gear Units

Model : 9~34
Ratio : 25~4000
Output Torque :
22~1920 N.m



P Series Planetary Gear Units

Model : 9~34
Ratio : 25~4000
Output Torque :
22~1920 N.m



K Series Helical Bevel Gear Units

Model : 37~187
Ratio : 5.36~180.78
Input Power :
0.18~200kw
Output Torque :
200~50000 N.m



F Series Parallel Shaft Gear Units

Model : 37~157
Ratio : 3.81~267.43
Input Power :
0.18~200kw
Output Torque :
200~18000 N.m




F Series Parallel Shaft Gear Units

Model : 37~157
Ratio : 3.81~267.43
Input Power :
0.18~200kw
Output Torque :
200~18000 N.m



HB Series Industry Gear Units

Model : 3~26
Ratio : 1.25~450



Advanced Equipments- Quality Guarantee

REDSUN

ZheJiang Red Sun Machinery Co.,Ltd

Add:No. A07, North Side Of The 57 Provincial Road, Mabu Town,
Pingyang County, Wenzhou City, Zhejiang Province, China

Tel: 0086-577-58113212 63655788

0086-577-63660008 63660088

Fax: 0086-577-63662606 63655788

E-mail: info@cn-redsun.com

<http://www.cn-redsun.com>

