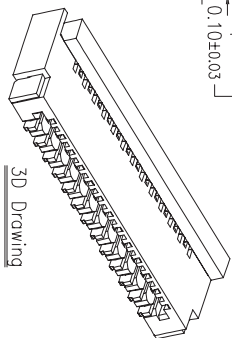
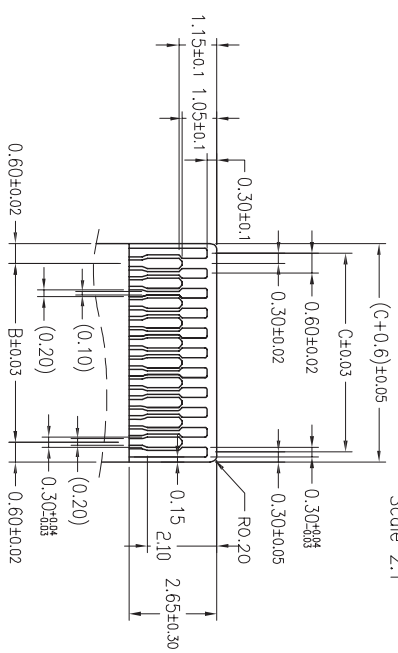
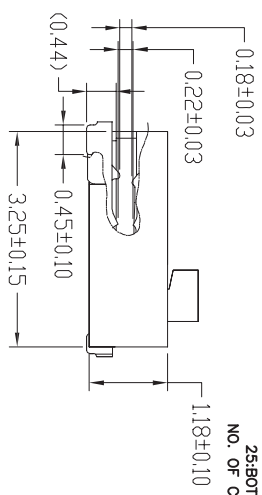
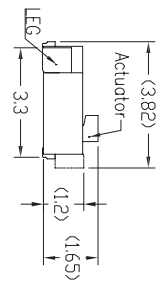
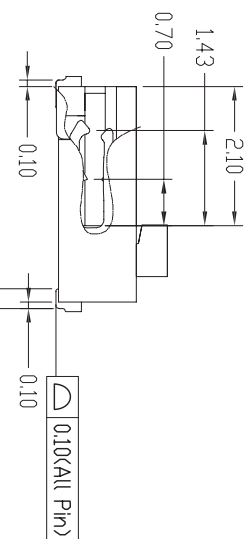


FPC/FCC Insert Direction
Recommended P.C.B Layout



3D Drawing



Applicable FPC

Electrical Characteristics:
Current rating: 0.4A AC/DC
Voltage rating: 50V AC/DC
Temperature range: -25°C~+85°C
Withstand Voltage: 200V AC/Minute
Contact Resistance: ≤20mΩ
Insulation resistance: ≥500mΩ
Relative Humidity: 93%+40°C

Material Description:

- Terminal: Phosphor Bronze Tin-Leadplated
- Fitting Nail: Brass Tin-plated
- Housing: Thermoplastic(UL94V-0)
- Slider: Thermoplastic(UL94V-0)

NOTES:
1. PLASTIC BURRS 0.1mm MAX
2. PART NO. SPECIFICATION: 11-22-XX01-X2

PACK
Plating code:
1: Tin-Leadplated
2: Gold flash
3: Gold 3μ"
4: Gold 5μ"

No. of Contacts	Dimension				
	A	B	C	D	E
13	6.10	3.00	3.60	4.23	5.57
15	6.70	3.60	4.20	4.83	6.17
17	7.30	4.20	4.80	5.43	6.77
19	7.90	4.80	5.40	6.03	7.37
21	8.50	5.40	6.00	6.63	7.97
23	9.10	6.00	6.60	7.23	8.57
25	9.70	6.60	7.20	7.83	9.17
27	10.30	7.20	7.80	8.43	9.77
29	10.90	7.80	8.40	9.03	10.37
31	11.50	8.40	9.00	9.63	10.97
33	12.10	9.00	9.60	10.23	11.57
35	12.70	9.60	10.20	10.83	12.17
37	13.30	10.20	10.80	11.43	12.77
39	13.90	10.80	11.40	12.03	13.37
41	14.50	11.40	12.00	12.63	13.97
45	15.70	12.60	13.20	13.83	15.17
49	16.90	13.80	14.40	15.03	16.37
51	17.50	14.40	15.00	15.63	16.97
57	19.30	16.20	16.80	17.43	18.77
61	20.50	17.40	18.00	18.63	19.97
67	22.30	19.20	19.80	20.43	21.77
71	23.50	20.40	21.00	21.63	22.97
73	24.10	21.00	21.60	22.23	23.57

东莞市宽拓电子科技有限公司
Dongguan Kuantuo Electronics Co., Ltd

UNLESS OTHERWISE SPECIFIED TOLERANCES ARE		APPROVED	PART NO.
XX	±0.15	DATE	11-22-XX01-X2
XXX	±0.05	CHECKED	DRAWING NO. JB96*11001
ANG.	X.XXX	DRAWN	COMPUTER NO. RDJ1100101
SER AREA	REVISIONS	UNIT	SCALE SIZE NAME FPC A3 BAK FLT SMT
CHK	DATE	MM	BOTTOM CONNECTR
7		81	REV A
8		A3	
9		0	