

Mini crawler type truck dumper

Engine: Changfa diesel engine 10HP.

Loading weight: 500-600KG .

Compact structure, good stability; crawler walking, small radius of gyration.




Left side Main picture (Email: waliyixie@126.com)



Left side Main picture (www.walijixie.com)




Right front side Main picture ([wechat: +86-15165525420](https://www.wechat.com/add?code=+86-15165525420))



Model	WL-500
Name	Crawler type dumper
Overall size	1960*700*1150 mm
Net weight	390 KG
Engine model	Changfa diesel engine
Engine power	6.8KW /(10 HP)
Container size	1450x700x550 mm
Loading weight	Max 500 KG
Gear box	3+1*2
Dump type	hydraulic
Remote control system	Optional configuration
Start type	Electric
Pedrail length	800 mm
Pedrail width	180 mm
Work speed	F1.8-6.1/B1.8-3.6 km/h
Ground distance	140 mm

Gear Box Main Picture.




Configuration gear box: $(3+1)*2$ configuration the high and low speed) ,
Adapt to different road conditions for transportation operations.

Engine Power System



Mitsubishi gasoline engine 10 HP Changfa 186Fdiesel engine 10HP
Or Huasheng gas engine 10HP. Also can according to client request to
optional engine.

Hydraulic dumper system



Configuration the high quality hydraulic motor and hydraulic cylinder for configuration our machine, in order to satisfied the high Intensity Work

Rubber pedrail




Configuration the top quality rubber tracks and the addition of steel wire and steel sheets in the track increase the service life and wear resistance of the track.(wechat: +86-**15165525420**).

Chassis walking system




special chassis design, update the foreign technology, crawler middle supporting wheel, supporting wheel is very flexible, especially through the rugged different road. (wechat: +86-15165525420).

Telescopic Pedal



Optional the Telescopic pedal according to customer need, it can reduce working strength, it's also can work in Swamp and Wetland.

Operating platform



Operating platform: included the Left turn, right turn, clutch, hydraulic dump, throttle control.


Overall size: the chassis system max width is 68 cm, have the lower request for the different road, it's suitable the family used and small zone garden to choose.



Container shape: we can according to client offer the design paper to produce, and we have more than 5 kinds of container for client choose.



Climbing state



Reasons for choosing our machines: The climbing angle more than 30 degrees with loading weight 500 kg.

Mini Crawler Type Garden Machine Series



mini crawler type truck dumper 500KG



mini crawler type truck dumper 1000KG (palm garden transporter)



mini crawler type truck dumper with lift container



Crawler type wood shredder



Crawler type garden work platform



Mini crawler type hydraulic motor drive fertilizer spreader