

Product Information

Plate

REF. NO.	Product Description	Holes
19904003	Pediatric Hip Locking Plate 3.5 (100°)	3
19904103	Pediatric Hip Locking Plate 3.5 (110°)	3
19904204	Pediatric Hip Locking Plate 3.5 (120°)	4
19904206	Pediatric Hip Locking Plate 3.5 (120°)	6
19904303	Pediatric Hip Locking Plate 3.5 (150°)	3
19904403	Pediatric Hip Locking Plate 5.0 (100°)	3
19904503	Pediatric Hip Locking Plate 5.0 (110°)	3
19904604	Pediatric Hip Locking Plate 5.0 (120°)	4
19904606	Pediatric Hip Locking Plate 5.0 (120°)	6
19904703	Pediatric Hip Locking Plate 5.0 (150°)	3

Screws

REF. NO.	Product Description	Length (mm)
10751112-10751132	3.5mm Locking Screw, self-tapping	12-32 (2mm increments)
10751135-10751160	3.5mm Locking Screw, self-tapping	35-60 (5mm increments)
10503010-10503050	3.5mm Cortical Screw	10-50 (2mm increments)
10755114-10755150	5.0mm Locking Screw, self-tapping	14-50 (2mm increments)
10757055-10757110	5.0mm Locking Screw, self-tapping	55-110 (5mm increments)
10508020-10508060	4.5mm Cortical Screw	20-60 (2mm increments)

Pediatric Hip Plate System




Pediatric Hip Plate System

Universal design for the left and right proximal femur.

Initial plate positioning with Kirschner wires allows easy adjustment with less bone damage.

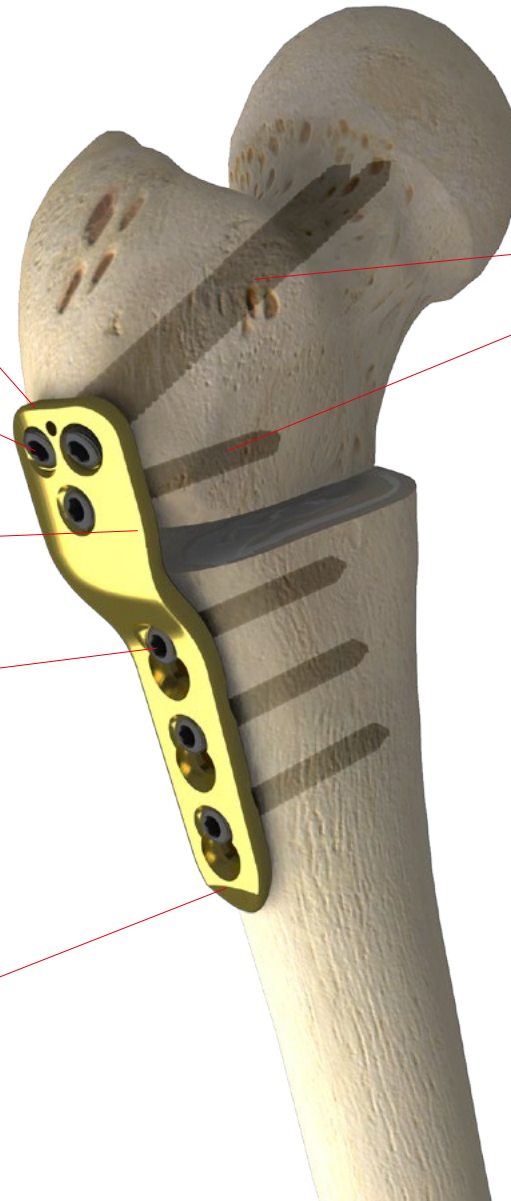
Anatomically tailored plate design, which simplifies the positioning of the plate onto the bone and reduces the risk of soft tissue irritations.

Combi-holes. Either locking screws or conventional cortex screws in the shaft can be used.

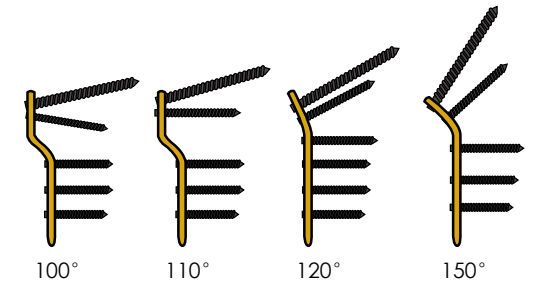


Limited contact of the plate onto the periosteum minimizes periosteal blood circulation problems.

Highly polished smooth edges and distal tapering end for minimized soft tissue irritation.



Angular stability. Two femoral neck screws and an diverging calcar screw ensure an excellent fixation in the bone.



Various plate angles for different surgery needs

Plates for variation osteotomy
The plates are available with screw angles of 100° and 110°.

Plate for trauma and derotation osteotomy
The plate is available with a screw angle of 120°.

Plate for valgisation osteotomy
The plate is available with a screw angle of 150°.

Indications

The Pediatric Hip Plates 3.5 and 5.0 are intended for use in pediatrics (children from 2 to 16 years) and for small-stature adult patients. Specific indications include: - Coxa varus - Coxa valgus - Developmental Dysplasia of the Hip (DDH) - Fractures of the proximal femur

Warning

This flyer is just for understanding the specific product features. For clinical usage, please refer to the surgical guide. Instruction by experienced surgeon is highly recommended.



3.5mm Locking Screw, Self-tapping



5.0mm Locking Screw, Self-tapping