— 大 は 小 を 兼 ね な い —

The Leading Edge in Small Machines

HASEGAWA

株式会社長谷川機械製作所

www.hasegawa-m.co.jp

浙江长谷川机床有限公司

http://www.hasegawa-m.com

本目录内容为 2023 年 1 月发行。
The contents of this catalog are current as of January 2023.

HASEGAWA

The Leading Edge in Small Machines

精密CNC车床
H系列目录
PRECISION CNC LATHE
H-Series Catalog

— 大 不 兼 小 —

排刀车的特性
Features of gang type lathes

高速加工，无换刀时间
High-speed machining with no tool indexing time

简单实用的高强度结构，更适合高精度加工
Ideal for high-precision machining

宽大的工作台面 ，可对应多种特殊配置
Since the tool post is flat, it is easy to install special units.

精密 CNC 车床

H系列

H25

H42

追求高精度，高刚性的设计理念
Design concept pursuing accuracy and rigidity

左右对称设计，最大限度的控制热变形
Symmetrical design suppresses thermal displacement

长年积累的组装经验，确保设备的高精度
Double V slide to maintain high accuracy

自我研发生产的高精度内置电主轴
In-house produced high-precision built-in spindle

小型精密CNC车床
H系列
COMPACT PRECISION CNC LATHE

H25

■最大棒料直径：Φ 25
Max. bar dia
■主轴最高转数：8000min-1
Max. spindle speed
■X,Z轴行程250mm
X, Z axis 250mm stroke
■高刚性
High rigidity

■标准配置：
· 内置电主轴（付 Cs 轴） Built-in spindle
· 主轴油冷装置 Hydualic Driven
· 主轴气幕 Spindle air purge

■自动化配置：（选配）
· 棒料上料机 Bar Feeder
· 线型机械手 Gantry Loader
· 多轴机械手臂等 Robot

左右对称设计，最大限度的控制热变形
Symmmetrical design suppresses thermal mutations
长年积累的组装经验，确保设备的高精度
Double V-slide to maintain high accuracy
操作补正次数的最少化
Minimize operator correction input



Tooling zone

H25

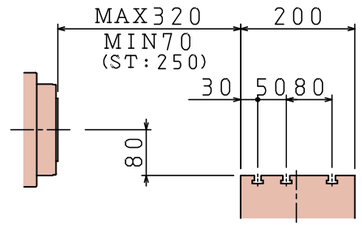

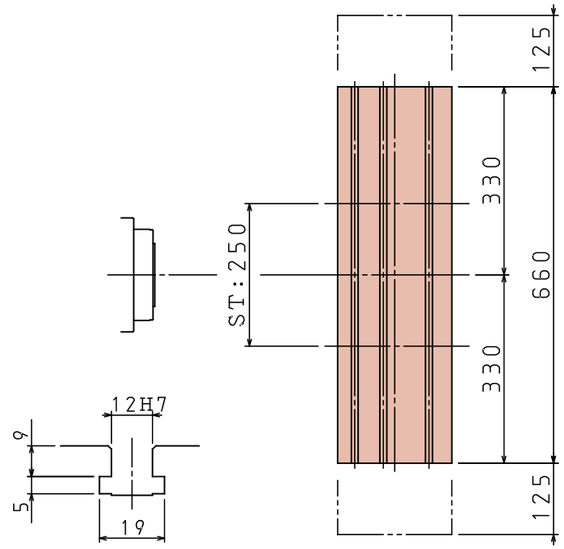

T型沟槽图
T溝詳細図

Out view

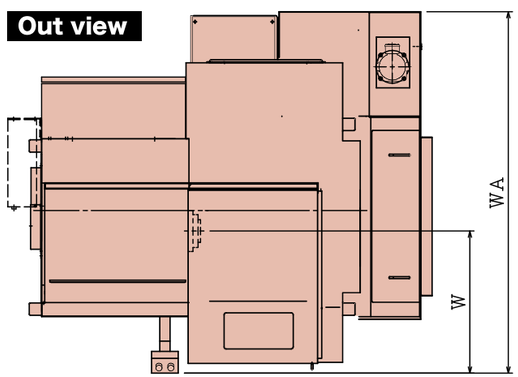

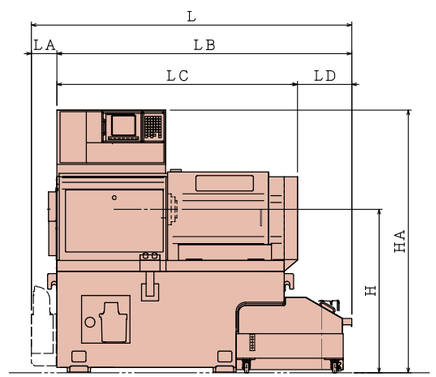

	H	HA	L	LA	LB	LC	LD	W	WA
H25	1000	1630	1665	160	1505	1295	210	547	1415

精密CNC车床
H系列
PRECISION CNC LATHE

H42

■**最大棒料直径：Φ 42（选配Φ52）**
Max. bar dia
■**主轴最高转数：6000min-1**
Max. spindle speed
■**X轴行程400mm，Z轴行程300mm**
X axis 400mm, Z axis 300mm stroke
■**高刚性**
High rigidity

■**标准配置：**
· 内置电主轴（付 Cs 轴） Built-in spindle
· 主轴油冷装置 Hydualic Driven
· 主轴气幕 Spindle air purge

■**自动化配置：（选配）**
· 棒料上料机 Bar Feeder
· 线型机械手 Gantry Loader
· 多轴机械手臂等 Robot

超大的加工空间，适合各种加工
Wide touring zone capable of various processing
超高的快速进给（X/Z 30m/min）大大缩短了加工节拍
Fastest forward speed in its class to shorten tact (X / Z 30m / min)
合理的结构设计，有利于铁屑的清理。
Machine structure with good chip removal and easy setup

Machined Workpieces

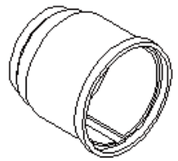

衬套
汽车领域
HRC60 硬车加工
Bush
Auto parts
HRC60 hard turning

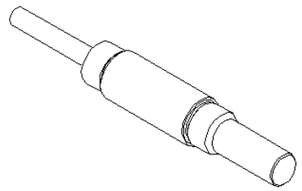

滚轴
半导体领域
外径公差5μ
Shaft
Semiconductor manufacturing parts
Diameter tolerance 0.005mm

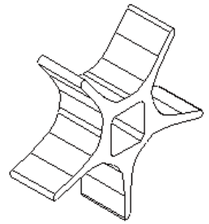

外壳
医疗领域
平行度 0.02mm
Housing
Medical parts
Parallelism 0.02mm

Tooling zone

H42

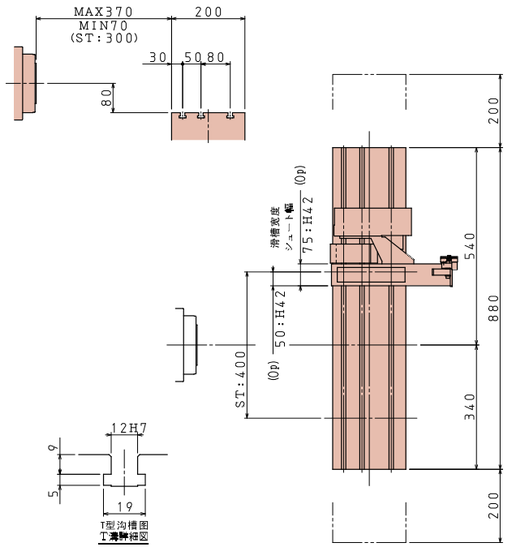

Out view

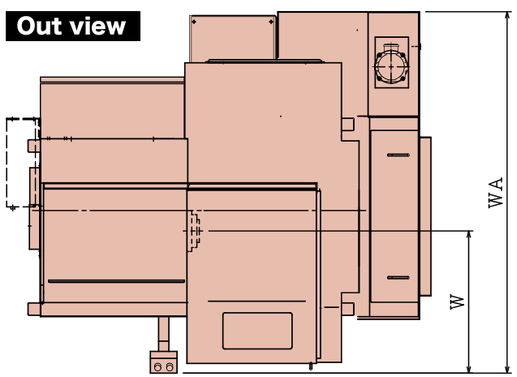

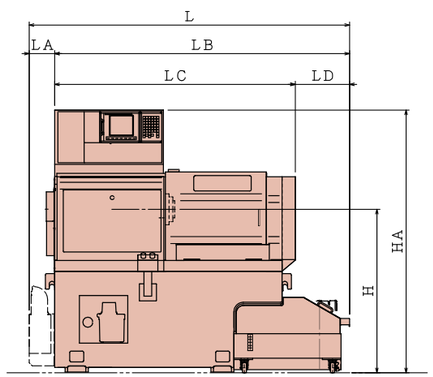

	H	HA	L	LA	LB	LC	LD	W	WA
H42	1055	1695	2065	165	1900	1550	350	690	1760

MACHINE OPTIONS
选配仕样

机械手臂
Robot

多关节机械手臂可以实现原材的自动化供给。
It is possible to supply materials to machines with articulated robots.

行架机械手
Gantry loader

直线型机械手臂，大大提高加工效率。
It is a cartesian robot and is suitable for short cycle machining.

棒料机
Bar feeder

可以实现棒料的连续加工。
Continuous processing of rods is possible.

输送带
Conveyor

加工件整齐排列，实现上下料供给。
It is possible to supply and carry out by arranging the materials in a row.



树脂材料专用棒料机
Resin bar feeder

简易棒料机，
也可实现轻量棒料的自动化。
Light weight bars can be easily automated.

震动料盘
Parts feeder

可为数量较多的加工件，
提供自动化供给。
It is possible to supply a large amount of materials.



旋转式料仓
Rotary stocker

可为较重的加工件，提供自动化供给。
It is possible to supply materials that can be stacked.

料盘
Palette

适合表面光洁度要求较高的工件供给，
可实现多层摆放。
Suitable for workpieces that are easily scratched. Multi-tier stacking is also possible.

自动检测装置
Automatic detection device

可实现工件在线检测，在线刀补。
Measures blades and workpieces. Feedback is also possible.



筒夹
Collet chuck

可安装多款社内及社外筒夹。
Compatible with in-house and third-party collets.

三爪卡盘
Three jaws chuck

可安装液压，气动及内藏式卡盘。
It corresponds to hydraulic pressure and pneumatic pressure.
There is also a type with a built-in cylinder inside the chuck.

膜片卡盘
Diaphragm chuck

针对重复定位精度要求高，加工转数要求高，
及各种加工尺寸要求高的精密零部件工件。
High repeatability and high speed rotation.
For precision accessory processing.

超高压出水装置
Ultra high pressure coolant device

超高压出水让切削液直抵刀尖，
使难加工工件变的简单。
By delivering the coolant to the tip of the tip, it is possible to process difficult-to-cut materials.

高精度配置
High precision specifications

切削液恒温油冷装置，
主轴恒温油冷装置，
光栅尺闭环管理装置。
Coolant thermostat
Spindle thermostat
Scale feedback

震动切削
Vibration cutting

利用程序的精准控制，来实现断屑切削。
The program encourages chip fragmentation.

高转速动力头
Milling unit

可以对应开孔加工及斜孔，
铣削，CAM 槽加工。
Drilling is possible.
There are also diagonal holes, waring units, and cam groove units.



上下可调节式刀架
Vertically adjustable holder.

可以更容易的进行上下芯高的调试。
The height of the tool can be easily adjusted up and down.

伺服动力头
Servo power head.

伺服马达与 WTO 动力头完美组合，
实现高精度的符合加工。
Perfect combination of servo motor and WTO power head，Achieve high-precision compliant processing

TOOLING SYSTEM

精密CNC旋盘 H系列 刀架仕样

PRECISION CNC LATHE J-Series Options

F型刀架
H25-F20

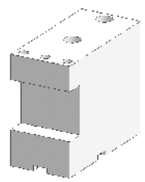

W型刀架（两侧）
H25-W20

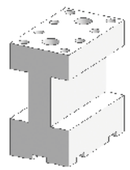

R型刀架 Φ25
H25-R25

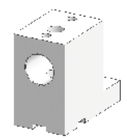

刀架底板
H25-HB

不用拆卸刀杆，即可前后调节。
Adjustable back and forth while grasping the holder base tool.

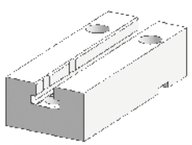

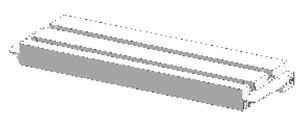

副刀板（选配）
H25-SB

可以实现刀具快速更换，
使工件和刀具的切换变得简单，
大大缩短了切换节拍。
External setup by quick change is possible.
Tooling replacement for each workpiece can be easily performed,
Significantly reduced tool set-up

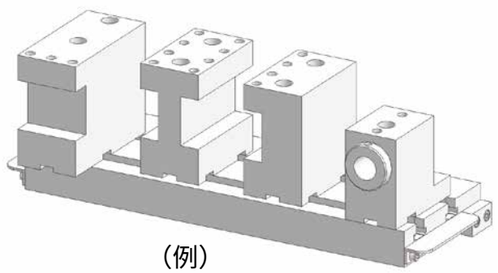

（例）

精密CNC旋盘　规格仕样

COMPACT PRECISION CNC LATHE J-Series Machine Specifications

項目 Item			H25	H42
能力 Capacity	最大卡盘	Max. chaking dia.	5英寸（5inch）	6英寸（6inch）
	最大棒料径	Max. swing	Φ25mm	Φ42mm
	床身上最大回转径	Max. swing over bed	Φ310mm	Φ310mm
	工作台上最大回转径	Max. swing over cross slide	Φ160mm（芯高 80mm）	Φ160mm（芯高 80mm）
主軸 Spindle	主轴最高转数	Max.spindle speed	8000min^{-1}	6000min^{-1}
	主轴通孔径	Spindle through hole dia	Φ35mm	Φ50.5mm
	主轴马达	Spindle motor	3.7/2.2kw Built in	7.5/5.5kw Built in
	驱动形式	Driven type	直驱式电主轴 Built-in Type	直驱式电主轴 Built-in Type
刃物台 Table	形式	Tool post type	排刀式 Gang Type	排刀式 Gang Type
	最大刀具尺寸	Max. tool size	□20mm/Φ25mm	□20mm/Φ25mm
	最大移动量 Max. travel	X axis	250mm	400mm
		Z axis	250mm	300mm
	移动速度	Rapid traverse speed	X , Z 20m/min	X , Z 30m/min
切削油装置 Coolant	切削油槽	Coolant pump motor	0.18kw	0.18kw
	容量	Capacity	130L	180L
動力源 Power source	总用电量	Feed motor X axis	9kVA	14kVA
	电压 / 相数 / 频率	Voltage/Phase/Frequency	AC200V±10% / 3P / 50/60Hz	AC200V±10% / 3P / 50/60Hz
	气源气压	Air Pressure	0.4~0.5MPa	0.4~0.5MPa
	气源流量	Airflow rate	150L/min	150L/min
外观尺寸		Dimension(W×D×H)	1665x1415x1630mm	2065x1760x1695mm
本体重量		Weight	1200kg	2000kg
系统		Controller	0i-MODEL F Plus	

产品仕样、外观等，因改良更新将不再另行通知，敬请谅解。
Product specifications and appearance are subject to change without notice for improvement.

H系列 选配装置

H25G 3轴直线型机械手 3-axis gantry loader

H25G II 2轴直线型机械手 2-axis gantry loader

H25R 多关机机械手臂 Articulated robot