

Sparkleled Company



Our factory is located in Bldg. No. 3, Xing Lian He Industrial Zone, Shenzhen, China. We specialize in LED lighting for 10 years. We warmly welcome friends from the world to visit us, working with us and gaining the future with us!

Menu

- rechargeable type flood light -----P 3
- Flood light: SP-NFL- 160W/180W/200W (New Type)-----P 4
- Flood light: SP-FL-10W/20W/30W/40W/50W (A Type) -----P 5
- Flood light: SP-FL- 60W/70W/80W/90W/100W (A Type)-----P 6
- Flood light: SP-FL- 80W/90W/100W (B Type)-----P 7
- Flood light: SP-FL-120W/140W/160W/180W/200W (C Type)-----P 8
- Flood light: SP-FL- 10W~100W (D Type)-----P 9
- Flood light: RGB Flood Light & Flood Light With Sensor-----P 10
- High bay light: SP-HB- 80W/100W/120W (A Type)-----P 11
- High bay light: SP-HB- 150W/180W/200W (B Type)-----P 12
- High bay light: SP-HB (C Type & D Type)-----P 13
- Wall pack light: SP-WP- 20W/30W (New product, have a hot market)-----P 14
- Wall pack light: SP-WP- 60W/80W (New product, have a hot market)-----P 15
- Wall pack light: SP-WP- 100W/120W (New product, have a hot market)-----P 16
- Canopy light: SP-CL-10W/20W/30W/40W/50W/60W/70W/80W (hot market)-----P 17
- Gas station light: SP-GS-80W/100W/120W (New product)-----P 18
- Tri-proof: SP-CL-20W/30W/60W/70W (New product, have a good market.)-----P 19
- Tunnel light: SP-NTL-60W/90W (New Type)-----P 20
- Tunnel light: SP-NTL-120W/180W (New Type)-----P 21
- Tunnel light: SP-TL001-60W/70W/80W (A Type)-----P 22
- Tunnel light: SP-TL002-100W/120W/150W (B Type)-----P 23
- Tunnel light: SP-TL003-160W/180W/200W (C Type)-----P 24
- Down light -----P 25

LED Flood Light Series

rechargeable type flood light (new product, have a hot market now)



- Color: WW/NW/CW
- Watt: 10W/20W/30W/50W
- Voltage: 85-265V AC
- Chips Brand: Bridgelux
- Material: die casting aluminum & tempered glass
- Power Efficiency: ≥ 0.95
- LED Quantity: 1pc
- Beam Angle: 45-120 Degree
- LED Luminous Efficiency: 90-100lm/w
- Color Rendering Index: $R_a > 75$
- Protection Class: IP65

- Application for maintenance work, rescue, outdoor camping, night fishing, all light condition.



LED Flood Light Series

SP-NFL- 160W/180W/200W (New Type)



- Color: WW/NW/CW
- Watt: 160W/180W/200W
- Voltage: 85-265V AC
- Chips Brand: Bridgelux
- Material: die casting aluminum & tempered glass
- Power Efficiency: ≥ 0.95
- LED Quantity: 1PC/2PC/3PC
- Beam Angle: 45-120 Degree
- LED Luminous Efficiency: 90-100lm/w
- Color Rendering Index: $Ra > 75$
- Protection Class: IP65

LED Flood Light Series

SP-FL-10W/20W/30W/40W/50W (A Type)



- Color: WW/NW/CW
- Watt: 10W/20W/30W/40W/50W
- Voltage: 85-265V AC
- Chips Brand: Bridgelux
- Material: die casting aluminum & tempered glass
- Power Efficiency: ≥ 0.95
- LED Quantity: 1PC
- Beam Angle: 60-120 Degree
- LED Luminous Efficiency: 90-100lm/w
- Color Rendering Index: $Ra > 75$
- Protection Class: IP65



LED Flood Light Series

SP-FL- 60W/70W/80W/90W/100W (A Type)



- Color: WW/NW/CW
- Watt: 60W/70W/80W/90W/100W
- Voltage: 85-265V AC
- Chips Brand: Bridgelux
- Material: die casting aluminum & tempered glass
- Power Efficiency: ≥ 0.95
- LED Quantity: 1PC
- Beam Angle: 60-120 Degree
- LED Luminous Efficiency: 90-100lm/w
- Color Rendering Index: $Ra > 75$
- Protection Class: IP65



LED Flood Light Series

SP-FL- 80W/90W/100W (B Type)



- Color: WW/NW/CW
- Watt: 80W/90W/100W
- Voltage: 85-265V AC
- Chips Brand: Bridgelux
- Driver: Meanwell
- Material: die casting aluminum & tempered glass
- Power Efficiency: ≥ 0.95
- LED Quantity: 1PC
- Beam Angle: 45-120 Degree
- LED Luminous Efficiency: 90-100lm/w
- Color Rendering Index: $Ra > 75$
- Protection Class: IP65



LED Flood Light Series

SP-FL-120W/140W/160W/180W/200W (C Type)



- Color: WW/NW/CW
- Watt: 120W/140W/160W/180W/200W
- Voltage: 85-265V AC
- Chips Brand: Bridgelux
- Material: die casting aluminum & tempered glass
- Power Efficiency: ≥ 0.95
- LED Quantity: 2PCS
- Beam Angle: 45-120 Degree
- LED Luminous Efficiency: 90-100lm/w
- Color Rendering Index: $R_a > 75$
- Protection Class: IP65



LED Flood Light Series

SP-FL- 10W~100W (D Type)




- Color: WW/NW/CW
- Watt: 10W~100W
- Voltage: 85-265V AC
- Chips Brand: Bridgelux
- Material: die casting aluminum & tempered glass
- Power Efficiency: ≥ 0.95
- LED Quantity: 1PC
- Beam Angle: 45-120 Degree
- LED Luminous Efficiency: 90-100lm/w
- Color Rendering Index: $R_a > 75$
- Protection Class: IP65



LED Flood Light Series

RGB Flood Light & Flood Light With Sensor



Flood light with sensor

RGB Flood light

Color: RGB

Watt: 10W~100W

Voltage: 85-265V AC

Chips Brand: Bridgelux

Material: die casting aluminum & tempered glass

Power Efficiency: ≥ 0.95

LED Quantity: 1PC

Beam Angle: 60-120 Degree

LED Luminous Efficiency: 90-100lm/w

Color Rendering Index: $R_a > 75$

Protection Class: IP65



LED High Bay Light Series

SP-HB- 80W/100W/120W (A Type)



- Color: WW/NW/CW
- Watt: 80W/100W/120W
- Voltage: 85-265V AC
- Chips Brand: Bridgelux
- Material: die casting aluminum
- Power Efficiency: ≥ 0.95
- LED Quantity: 1PC
- Beam Angle 45 Degree
- LED Luminous Efficiency: 90-100lm/w
- Color Rendering Index: $R_a > 75$
- Protection Class: IP65



LED High Bay Light Series

SP-HB- 150W/180W/200W (B Type)



- Color: WW/NW/CW
- Watt: 150W/180W/200W
- Voltage: 85-265V AC
- Chips Brand: Bridgelux
- Material: die casting aluminum
- Driver: Meanwell
- Power Efficiency: ≥ 0.95
- LED Quantity: 1PC
- Beam Angle: 45-120 Degree
- LED Luminous Efficiency: 90-100lm/w
- Color Rendering Index: $R_a > 75$
- Protection Class: IP65



LED High Bay Light Series

SP-HB (C Type & D Type)



C Type

Color: WW/NW/CW
Watt: 90W/100W/110W/120W
Voltage: 85-265V AC
Chips Brand: Bridgelux
Material: die casting aluminum
Power Efficiency: ≥ 0.95
LED Quantity: 1PC
Beam Angle: 50-70 Degree
LED Luminous Efficiency: 90-100lm/w
Color Rendering Index: $R_a > 75$
Protection Class: IP65



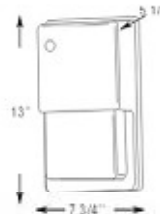
D Type

Color: WW/NW/CW
Watt: 300W/400W/500W
Voltage: 85-265V AC
Chips Brand: Bridgelux
Driver: Weanwell
Material: die casting aluminum
Power Efficiency: ≥ 0.95
LED Quantity: 1PC
Beam Angle: 45-120 Degree
LED Luminous Efficiency: 90-100lm/w
Color Rendering Index: $R_a > 75$
Protection Class: IP65



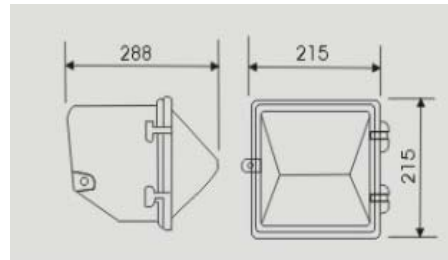
LED Wall Pack Light Series

SP-WP- 20W/30W (New product, have a hot market)



13"X6 3/4" X 5 1/2"
33cmX 9.53cmX13.97cm

© The Company Edge 2015



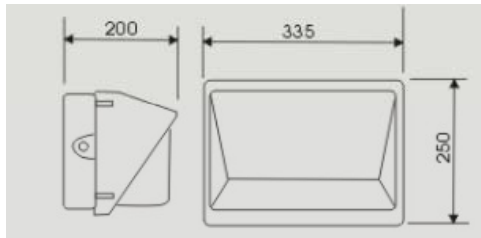
- Color: WW/NW/CW
- Watt: 20W/30W
- Voltage: 100-277V AC
- Chips Brand: Bridgelux
- Driver: Meanwell
- Material: die casting aluminum & PC
- Size:
 - 20w: 330*95.3*140mm
 - 30w: 215*215*288mm
- Power Efficiency: ≥ 0.95
- LED Quantity: 1PC.
- Beam Angle: 120 Degree
- LED Luminous Efficiency: 90-100lm/w
- Color Rendering Index: $Ra > 75$
- Protection Class: IP65

- It is widely used in different walls of apartment, house, hotel, supermarket.



LED Wall Pack Light Series

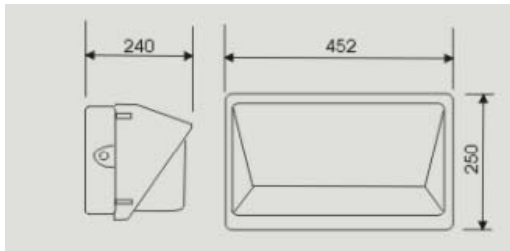
SP-WP- 60W/80W (New product, have a hot market)



- Color: WW/NW/CW
- Watt: 60W/80W
- Voltage: 100-277V AC
- Chips Brand: Bridgelux
- Driver: Meanwell
- Material: die casting aluminum & glass
- Size: 335*250*220mm
- Power Efficiency: ≥ 0.95
- LED Quantity: 2pcs 30w—60w; 2pcs 40w—80w.
- Beam Angle: 120 Degree
- LED Luminous Efficiency: 90-100lm/w
- Color Rendering Index: $Ra > 75$
- Protection Class: IP65
- It is widely used in different walls of apartment, house, hotel, supermarket.

LED Wall Pack Light Series

SP-WP- 100W/120W (New product, have a hot market)



- Color: WW/NW/CW
- Watt: 100W/120W
- Voltage: 100-277V AC
- Chips Brand: Bridgelux
- Driver: Meanwell
- Material: die casting aluminum & glass
- Size: 452*250*240mm
- Power Efficiency: ≥ 0.95
- LED Quantity: 2pcs 50w—100w; 2pcs 60w—120w.
- Beam Angle: 120 Degree
- LED Luminous Efficiency: 90-100lm/w
- Color Rendering Index: $Ra > 75$
- Protection Class: IP65

- It is widely used in different walls of apartment, house, hotel, supermarket.

LED Canopy Light (Gas Station) Series

SP-CL-10W/20W/30W/40W/50W/60W/70W/80W
(New product, have a hot market)



- Color: WW/NW/CW
- Watt: 10-80W
- Voltage: 100-277V AC
- Chips Brand: Bridgelux
- Driver: Meanwell
- Material: die casting aluminum & glass
- Power Efficiency: ≥ 0.95
- LED Quantity: 1PC
- Beam Angle: 120-150 Degree
- LED Luminous Efficiency: 90-100lm/w
- Color Rendering Index: $R_a > 75$
- Protection Class: IP65

- Widely used in the gas station, pharmacy, railway stations, shopping malls, large halls field.



LED Gas Station Light Series

SP-GS-80W/100W/120W (New product)



- Color: WW/NW/CW
 - Watt: 80W/100W/120W
 - Voltage: 100-277V AC
 - Chips Brand: Cree
 - Driver: Meanwell
 - Material: die casting aluminum
 - Power Efficiency: ≥ 0.95
 - LED Quantity: 1PC
 - Beam Angle: 120-150 Degree
 - LED Luminous Efficiency: 90-100lm/w
 - Color Rendering Index: Ra>75
 - Protection Class: IP65
 - Warranty: 5 years
-
- Widely used in the gas station, pharmacy, railway stations, shopping malls, large halls field.



LED Tri-proof Light Series

SP-CL-20W/30W/60W/70W (New product, have a good market.)



- Color: WW/NW/CW
- Watt: 30W/60W/80W/100W/120W
- Voltage: 100-277V AC
- Chips Brand: Bridgelux/ Epistar
- Driver: Meanwell
- Material: PC & aluminum
- Power Efficiency: ≥ 0.95
- LED Quantity: 30W-432PCS, 50W-540PCS
- Beam Angle: 120-150 Degree
- LED Luminous Efficiency: 90-100lm/w
- Color Rendering Index: Ra>75
- Protection Class: IP65



Tri-proof means dustproof, waterproof and explosion proof.

It's widely used on polishing workshops, sanding workshops, powder chalk warehouses, car parks, tunnels, hospitals, subway, gas station, freezer etc.

It can be designed emergency lamp.



LED Tunnel Light Series

SP-NTL-60W/90W (New Type)



- Color: WW/NW/CW
- Watt: 60W/90W/ /
- Voltage: 85-265V AC
- Chips Brand: Bridgelux
- Material: die casting aluminum
- Power Efficiency: ≥ 0.95
- LED Quantity: 60W-48pcs; 90W-72pcs
- Beam Angle: 130-150 Degree
- LED Luminous Efficiency: 90-100lm/w
- Color Rendering Index: $R_a > 75$
- Protection Class: IP65



LED Tunnel Light Series

SP-NTL-120W/180W (New Type)



- Color: WW/NW/CW
- Watt: 120W/180W //
- Voltage: 85-265V AC
- Chips Brand: Bridgelux
- Material: die casting aluminum
- Power Efficiency: ≥ 0.95
- LED Quantity: 120W-96pcs; 180W-144pcs
- Beam Angle: 130-150 Degree
- LED Luminous Efficiency: 90-100lm/w
- Color Rendering Index: $R_a > 75$
- Protection Class: IP65



LED Tunnel Light Series

SP-TL001-60W/70W/80W (A Type)



- Color: WW/NW/CW
- Watt: 30W/60W/80W/100W/120W
- Voltage: 85-265V AC
- Chips Brand: Bridgelux
- Material: die casting aluminum & tempered glass
- Power Efficiency: ≥ 0.95
- LED Quantity: 1PC
- Beam Angle: 45-120 Degree
- LED Luminous Efficiency: 90-100lm/w
- Color Rendering Index: $Ra > 75$
- Protection Class: IP65



LED Tunnel Light Series

SP-TL002-100W/120W/150W (B Type)




- Color: WW/NW/CW
- Watt: 100W/120W/150W/
- Voltage: 85-265V AC
- Chips Brand: Bridgelux
- Material: die casting aluminum & tempered glass
- Power Efficiency: ≥ 0.95
- LED Quantity: 2PCS
- Beam Angle: 45-120 Degree
- LED Luminous Efficiency: 90-100lm/w
- Color Rendering Index: $R_a > 75$
- Protection Class: IP65



LED Tunnel Light Series


SP-TL003-160W/180W/200W (C Type)



- Color: WW/NW/CW
- Watt: 160W/180W/200W/
- Voltage: 85-265V AC
- Chips Brand: Bridgelux
- Material: die casting aluminum & tempered glass
- Power Efficiency: ≥ 0.95
- LED Quantity: 4PCS
- Beam Angle: 45-120 Degree
- LED Luminous Efficiency: 90-100lm/w
- Color Rendering Index: $Ra > 75$
- Protection Class: IP65



LED Down Light Series



- Conjoined lens down light (3W/5W/7W/9W/12W)



- External driver down light (5W/10W/18W/30W)



- Step down light (10W/18W/30W)