
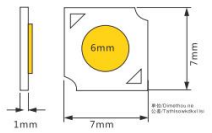


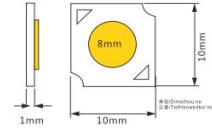


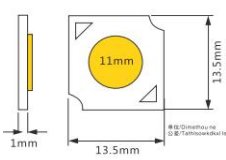


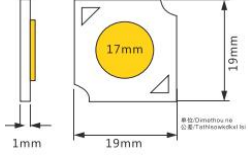
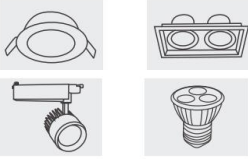



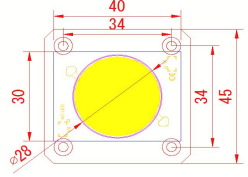


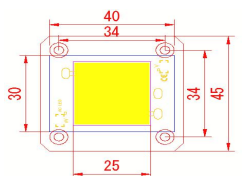



LPinte- AC LED

New Version: LPI2024

| # | MODLE         | AC      | Power | CCT                                 | Luminous Flux | CRI/Ra | PF   | Emitting surf<br>PILE<br>D-e(MM) | Ceramic Base (MM) | Photos  | SIZE  | Application   |
|---|---------------|---------|-------|-------------------------------------|---------------|--------|------|----------------------------------|-------------------|---|---|---|
| 1 | LPI-AC0707D06 | 110/220 | 3     | 2800-3200<br>4000-4500<br>5800-6300 | 90-100 lm/W   | 70-80  | >0.9 | Dia6                             | 7*7               |    |    |    |
| 2 | LPI-AC1010D08 | 110/220 | 3     | 2800-3200<br>4000-4500<br>5800-6300 | 90-100 lm/W   | 70-80  | >0.9 | Dia8                             | 10*10             |    |    |    |
| 3 | LPI-AC1414D11 | 110/220 | 3     | 2800-3200<br>4000-4500<br>5800-6300 | 90-100 lm/W   | >80    | >0.9 | Dia11                            | 14*14             |    |    |    |
|   |               |         | 5     |                                     | 90-100 lm/W   | >80    |      |                                  |                   |   |   |   |
|   |               |         | 7     |                                     | 90-100 lm/W   | >80    |      |                                  |                   |   |   |   |
|   |               |         | 10    |                                     | 90-100 lm/W   | >80    |      |                                  |                   |   |   |   |
| 4 | LPI-AC1919D17 | 110/220 | 10    | 2800-3200<br>4000-4500<br>5800-6300 | 90-100 lm/W   | >80    | >0.9 | Dia17                            | 19*19             |    |    |    |
|   |               |         | 15    |                                     | 90-100 lm/W   | >80    |      |                                  |                   |   |   |   |
|   |               |         | 20    |                                     | 90-100 lm/W   | >80    |      |                                  |                   |   |   |   |
| 5 | LPI-AC2828D23 | 110/220 | 30    | 2800-3200<br>4000-4500<br>5800-6300 | 90-100 lm/W   | >80    | >0.9 | Dia23                            | 28*28/36          |   |   |   |
|   |               |         | 50    |                                     | 90-100 lm/W   | >80    |      |                                  |                   |   |   |   |
| 6 | LPI-AC3040D28 | 110/220 | 30    | 2800-3200<br>4000-4500<br>5800-6300 | 90-100 lm/W   | 70-80  | 0.9  | Dia28                            | 30*40             |  |  |  |
|   |               |         | 50    |                                     | 90-100 lm/W   | 70-80  |      |                                  |                   |   |   |   |
|   |               |         | 60    |                                     | 90-100 lm/W   | 70-80  |      |                                  |                   |   |   |   |
| 7 | LPI-AC3040D25 | 110/220 | 30    | 2800-3200<br>4000-4500<br>5800-6300 | 90-100 lm/W   | 70-80  | >0.9 | 25x25                            | 30*40             |  |  |  |
|   |               |         | 50    |                                     | 90-100 lm/W   | 80-100 |      |                                  |                   |   |   |   |
|   |               |         | 60    |                                     | 90-100 lm/W   | 80-100 |      |                                  |                   |   |   |   |