
MARQUARDT

STANDARD SWITCHES



APPLIANCE SWITCHES

ROCKER SWITCHES



SERIES 1900

single pole, without indicator lamp
6 (2) A 250 V~

appliance cut-out: 19,2 x 6,8 mm
23,2 x 6,8 mm
30,0 x 6,8 mm



SERIES 1800

single pole and double pole
with and without indicator lamp
12 (4) A 250 V~

appliance cut-out: 19,2 x 12,9 mm
19,2 x 21,9 mm



SERIES 1830

single pole and double pole
with and without indicator lamp
20 (4) A 250 V~

appliance cut-out: 30 x 11 mm
30 x 22 mm



SERIES 1930

double pole
with and without indicator lamp
with dust and water proofing
20 (4) A 250 V~

appliance cut-out: 30 x 22 mm



SERIES 1855

double pole
with indicator lamp
4 (1) A 250 V~

appliance cut-out: 19,2 x 12,9 mm



SERIES 1858

double pole
without indicator lamp
10 (4) A 250 V~

appliance cut-out: 19,2 x 12,9 mm



SERIES 1550

single pole and double pole
with and without indicator lamp
16 (4) A 250 V~

appliance cut-out: 27,2 x 12,2 mm

APPLIANCE SWITCHES


PUSH BUTTON SWITCHES



SERIES 1840

single pole
6 (4) A 250 V~


appliance cut-out: Ø 12 mm



SERIES 1680

single pole and double pole
for direct and indirect actuation
12 (8) A 250 V~

dimensions: 18,5 x 19 x 13 mm
appliance cut-out: 19,2 x 12,9 mm



SERIES 1660 / 1670

single pole and double pole
with and without indicator lamp
16 (4) A 250 V~

appliance cut-out: 30,0 x 22,2 mm

SLIDE SWITCHES




SERIES 4021

double pole
2 (0,5) A 250 V~

dimensions: 14 x 26 x 16,5 mm
(H x W x D)

ROTARY SWITCHES



SERIES 1703

single pole up to four pole
20 (4) A 400 V~

dimensions: 26 x 33 x 46 mm

TOGGLE SWITCHES



SERIES 1810 / 1820

single pole and double pole
up to 10 (4) A 250 V~

appliance cut-out: Ø 12 mm resp.
19,2 x 12,9 mm
19,2 x 21,9 mm

FOOT SWITCHES



SERIES 2410

single pole and double pole
6 (2,5) A 250 V~

dimensions: 39 x 102 x 198 mm

SNAP ACTION SWITCHES

ENCLOSED SNAP ACTION SWITCHES




SERIES 1056

change-over
up to 4 A 12 V resp. 2 A 24 V
protection type IP 40
dimensions: 8 x 13 x 6,3 mm
(H x W x D)



SERIES 1055

change-over
up to 4 A 12 V resp. 2 A 24 V,
dust and water proofing
according to IP 67
dimensions: 8 x 13 x 6,3 mm



SERIES 1058

change-over, normally open and
normally closed
up to 4 A 12 V resp. 2 A 24 V,
dust and water proofing
according to IP 67
dimensions: 13 x 14,4 x 6,3 mm



SERIES 1050

change-over, normally open and
normally closed
up to 10 (1,5) A 250 V~
size DIN 41635 Design B
protection type IP 40
dimensions: 10 x 19,8 x 6,4 mm



SERIES 1080 AND 1085

change-over, normally open and
normally closed
up to 21 (8) A 250 V~ 10E3
size DIN 41635 Design A
protection type IP 40
dimensions: 15,9 x 27,8 x 10,3 mm



SERIES 1004, 1005 AND 1006

change-over, normally open and
normally closed
up to 21 (8) A 250 V~ 25E3
size DIN 41635 Design A
protection type IP 40
dimensions: 16 x 28 x 10,3 mm



SERIES 1019

normally open and normally closed
for 6 (2) A 250 V~
with or without lever
dimensions: 17,8 x 22 x 9 mm

SNAP ACTION SWITCHES

ENCLOSED SNAP ACTION SWITCHES




SERIES 1022

change-over, normally open and normally closed
up to 4 A 12 V resp. 2 A 24 V
dust and water proofing according to IP 67
dimensions: 12,3 x 20 x 6,9 mm



SERIES 1117

normally open and normally closed
for 16 (6) A 400 V~
dimensions: 30 x 30 x 13 mm



SERIES 1040

change-over and normally open
up to 4 (1) A 250 V~
with rotary shaft actuation
dimensions: 17,5 x 32 x 12 mm

OPEN SNAP ACTION SWITCHES



SERIES 1019

normally open and normally closed
for 6 (2) A 250 V~
with or without lever
dimensions: 15 x 20 x 7 mm



SERIES 1010

change-over, normally open and normally closed
up to 10 (3) A 250 V~
size DIN 41635 Design C
dimensions: 15 x 19 x 5 mm

BI-STABLE SNAP ACTION SWITCHES



SERIES 1011

DT-switches
up to 6 (2) A 250 V~
dimensions: 15 x 25 x 8 mm

OPEN LEAF SWITCHES



SERIES 1017

change-over and normally open
up to 100 mA 24 V
dimensions: 15 x 18 x 5 mm

MINIATURE SWITCHES

TOGGLE SWITCHES



SERIES 9400

single pole and double pole
washable
0,4 VA 28 V AC/DC
dimensions: 7,0 x 7,0 x 4,5 mm
(H x W x D)



SERIES 9040

single pole and double pole
sealed terminals
5 A 48 V AC
dimensions: 18,3 x 13,0 x 12,7 mm

KEY LOOK SWITCHES



SERIES 9501

single pole DT-switches
washable
0,4 VA 28 V AC/DC
dimensions: 21,0 x 16,3 x 15,74 mm



SERIES 9500

single pole DT-switches
sealed terminals
1 A 250 V AC
dimensions: 25,5 x 14,0 mm
(H x Ø)

TOGGLE AND ROCKER SWITCHES



SERIES 9055

single pole and double pole
sealed terminals
5 A 48 V AC resp. 4 A 30 V DC
dimensions: 16,5 x 13,0 x 12,7 mm



SERIES 9065

single pole and double pole
sealed terminals
5 A 48 V AC resp. 4 A 30 V DC
dimensions: 13,8 x 13,0 x 12,7 mm

PUSH BUTTON SWITCHES



9450

single pole and double pole
washable
0,4 VA 28 V DC
dimensions: 7,0 x 7,0 x 4,5 mm

MINIATURE SWITCHES


PUSH BUTTON SWITCHES



SERIES 9050

single pole and double pole
sealed terminals
3 A 48 V AC resp. 3 A 30 V DC
dimensions: 19,9 x 13,0 x 12,7 mm
(H x W x D)

SLIDE SWITCHES



SERIES 9078

single pole and double pole
sealed terminals
100 mA 30 V DC
dimensions: 4,5 x 10,2 x 6,0 mm



SERIES 9300

single pole and double pole
sealed terminals
5 A 48 V AC resp. 4 A 30 V DC
dimensions: 8,0 x 12,7 x 11,9 mm

ROTARY SWITCHES



SERIES 9038

single pole, double pole and four pole
with water proofing
0,4 VA 28 V DC
Dimensions: 8,2 x 14,0 mm
(H x Ø)



SERIES 9033

single pole, double pole and four pole
with water proofing
0,5 A 48 V AC resp. 0,25 A 30 V DC
dimensions: 22,0 x 16,0 mm
(H x Ø)

CODING SWITCHES



SERIES 9700

Coded BCD or HEX
washable
100 mA 5 V DC
dimensions: 5,9 x 10,0 x 10,0 mm

KEYMODULES

KEYMODULES WITH LED



SERIES 6425

single pole normally open with LED
voltage 28 V max.
current 100 mA max.
appliance cut-out: □ 13,55 mm

KEYMODULES WITHOUT LED



SERIES 6425

single pole normally open without LED
voltage 28 V max.
current 100 mA max.
appliance cut-out: □ 13,55 mm



SERIES 6450

single pole normally open
voltage 28 V max.
current 100 mA max.
appliance cut-out: 11,0 x 13,55 mm

KEYCAPS FOR KEYMODULES SERIES 6425



SERIES 826

spacing: □ 16 mm and □ 19 mm
colours: black, grey, red and green



SERIES 840

spacing: Ø 17 mm
colours: black and grey



SERIES 842 / 844

spacing: 16 mm and 19 mm
colours: anthracite, dark grey and grey

guide mechanism for multiple keycaps
on request



SERIES 829

spacing: □ 16 mm and □ 19 mm with
LED window
colours: black, grey, red and green

FAX BACK ENQUIRY

From:

Name:

Company:

Department:

Adress:

Phone:

Fax:

eMail:

Internet:

Please send us detailed information about:

appliance switches

snap action switches

keymodules

miniature switches

Please contact us by phone.

To :

Group Tower Electronics Limited
Unit 7, 10/F., Metropole Square,
2 On Yiu Street, Shatin, N.T., Hong Kong.
Tel + 852-26498171 Fax +852-26497883
www.grouptower.diytrade.com, gte@netvigator.com



MARQUARDT